



GSTAT e-Filing Portal

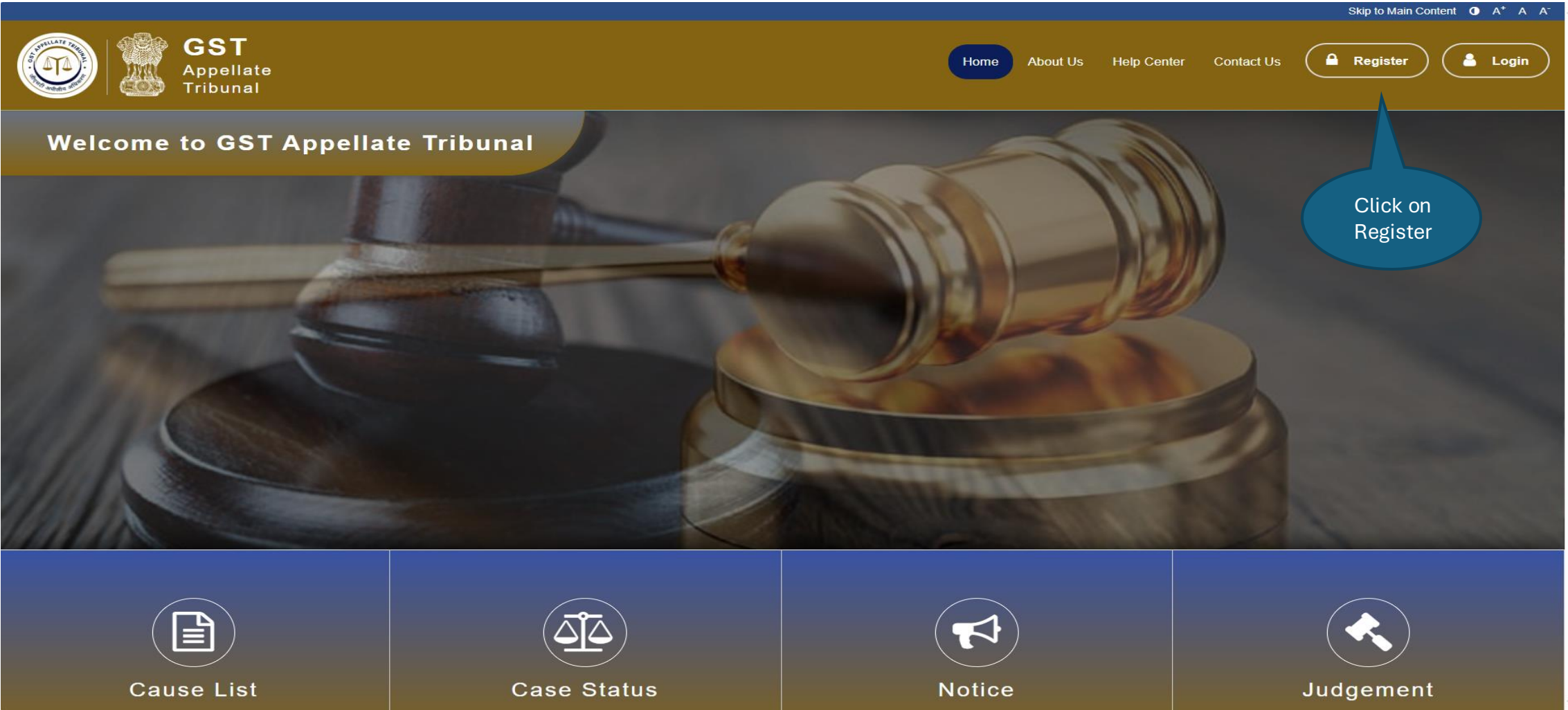
User Manual | Registration

Guide to Online Filing of Appeals and Applications

Issuing Authority: Goods and Services Tax Appellate Tribunal (GSTAT), Government of India

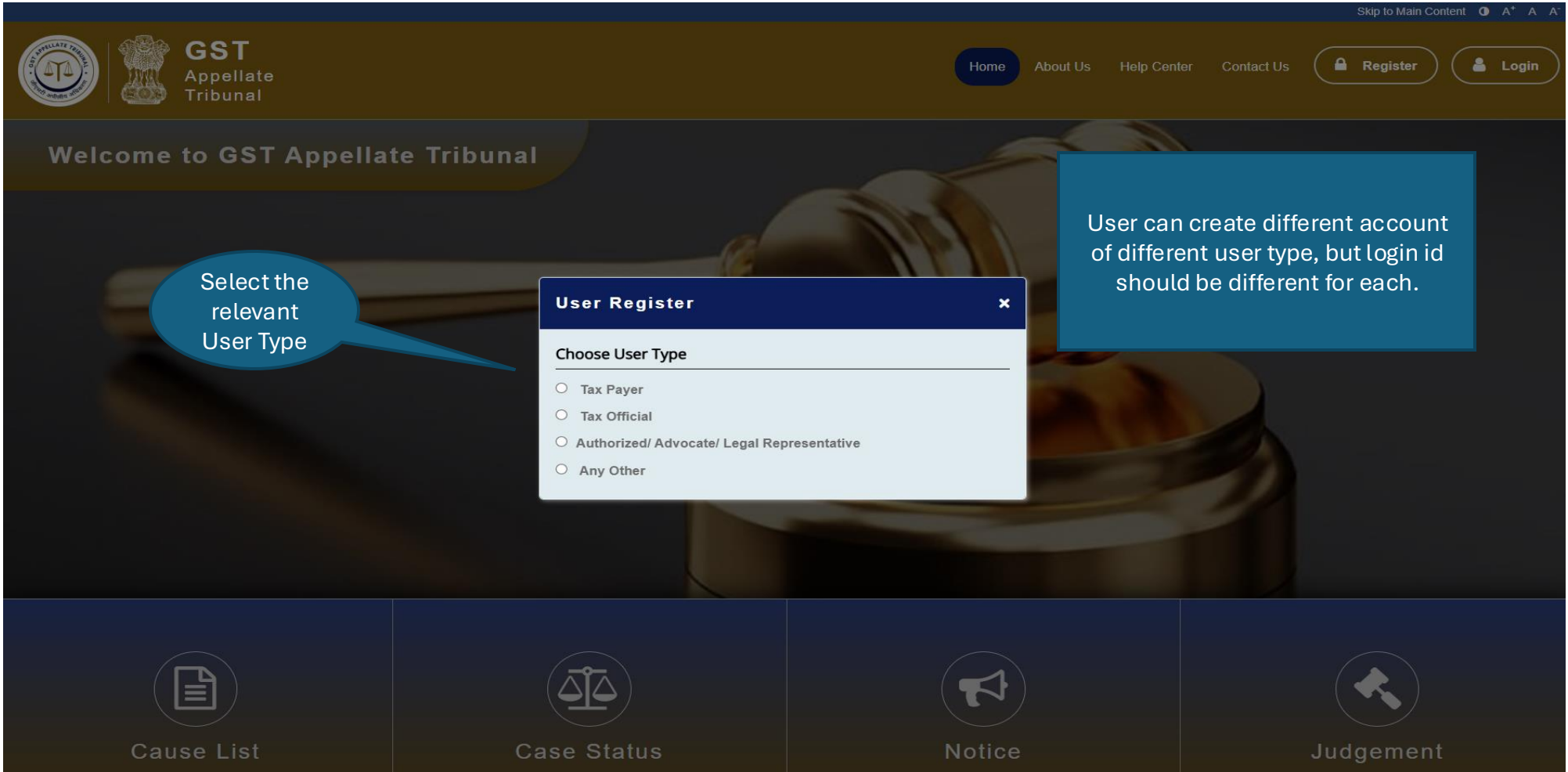
e-filing Workflow: Registration

Click on Register button located at top right-hand side of page.





e-filing Workflow: Registration

Select appropriate user type from available options.





e-filing Workflow: Registration


Fill up the registration form.



GST Appellate Tribunal

Government of India, States and Union Territories





 e - filing User Registration (as Tax Payer)

GSTIN *		<input type="text" value="GSTIN"/>		<button>Fetch Data</button>	
Name*		<input type="text" value="Name"/>		Address * <input type="text" value="Address"/>	
Jurisdiction*		<input type="text" value=""/>		Pin-code* <input type="text" value="Pincode"/>	
Login Id*		<input type="text" value="Login Id"/>		Designation* <input type="text" value="Designation"/>	
Mobile Number*		<input type="text" value="Mobile Number"/>			
E-mail Id*		<input type="text" value="E-mail Id"/>			
<button>Back</button>		<button>Reset</button>			

e-filing Workflow: Registration: Tax Official



Tax officer to select appropriate details and manually enter his/her contact details (Mobile & Email ID) for verification.






GST Appellate Tribunal

Government of India, States and Union Territories





e - filing User Registration (GST Tax official)

Any prior registration process is incomplete click here ☐

State/Center *	STATE	Jurisdiction *	Delhi	Sub Jurisdiction *	
Select (Sub-Level)		Role *	Appellate Authority	User *	
Name *		Address	Address	Pin-code	
Designation *		Office *	Office		
Login Id *					
Mobile Number *		<div>Send OTP</div>			
E-mail Id *		<div>Send OTP</div>			

Back


Reset

Submit & Next

Tax officer to select appropriate details and provide his/her contact details for confirmation.

e-filing Workflow: Registration: Authorized Representative

Authorized representative to provide appropriate details including contact details (Mobile & Email ID) for verification.




e - filing User Registration (Authorized/ Advocate/ Legal Representative)

Any prior registration process is incomplete click here ☐

Sub Type Representative *	Advocate/ Legal Repres ▼	Whom are you representing*	Tax Payer ▼	Name*	Ankit
Registration Number/Enrollment Number	Registration Number/Enrolli	AIBE Number	AIBE Number	Address *	Rajasthan
Pin-code*	290011	Login Id*	al		
Mobile Number*	9	Send OTP			
E-mail Id*	a	Send OTP			
Back		Reset		Submit & Next	

Authorized representative to provide his/her details including contact details for confirmation.



e-filing Workflow: Registration

Document Upload page will appear like this.

e - filing User Registration (as Advocate)

Upload Section

Note 1: Upload File Size Not Greater Than 2 MB

2: Registration certification /Enrollment No and Photo is mandatory to upload

Document Type*

Select Document

Upload File*

Choose File

No file chosen

Enter Captcha

Back

Upload Document

+ UPLOADED DOCUMENT'S LIST

S. No.	Document Type	Document Number	File Name	Action
--------	---------------	-----------------	-----------	--------

e-filing Workflow: Registration

After uploading the document, the uploaded document will appear in the Uploaded Document List.

e - filing User Registration (as Advocate)

Upload Section

Document Uploaded Successfully [Select Document Type](#)

Note 1: Upload File Size Not Greater Than 2 MB

2: Registration certification /Enrollment No and Photo is mandatory to upload

Document Type*

Select Document

Document Number*

Document Number

Upload File*

Choose File

No file chosen



Enter Captcha

09frzr

Back

Upload Document

+ UPLOADED DOCUMENT'S LIST

S. No.	Document Type	Document Number	File Name	Action
1	Registration certification	1	C11.pdf	 

Final Submit

Ver : 2.6

8 of 17

e-filing Workflow: Registration

After final submit the registration is completed successfully.

Welcome To GST Appellate Tribunal

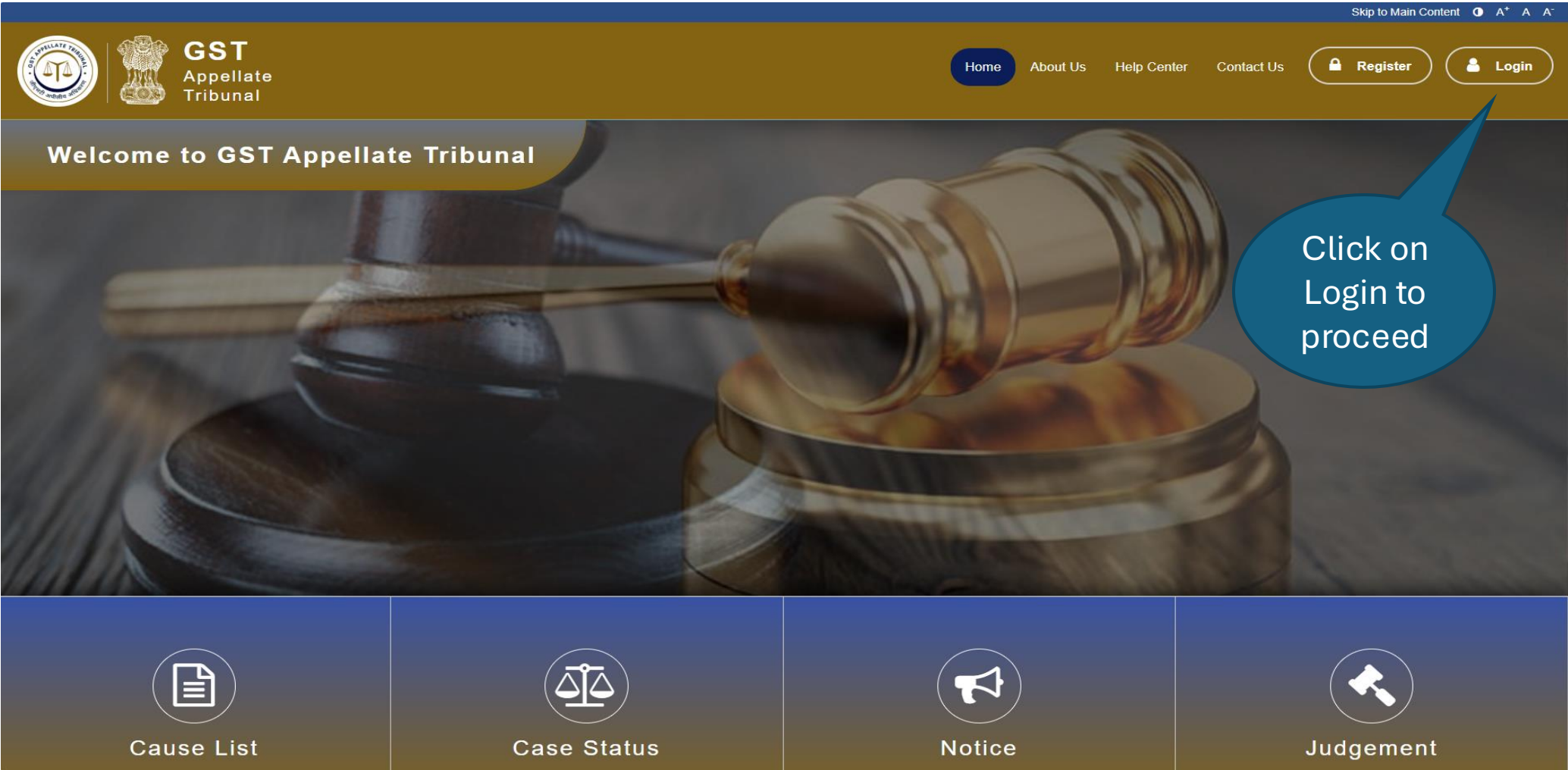
You have been registered successfully as Advocate
Your LoginId and Password has been mailed to your registered mail id.

Login

Login id and
password sent to
registered mobile
no. and email id

e-filing Workflow: Forgot Password & Unlock Account

Click on Login button located at top-right of page.



e-filing Workflow: Forgot Password

Steps to recover the forgotten password.

User Login

GSTAT USER ID

GSTAT PASSW

Captcha

98uzuc

LOGIN

Forgot Password

Unlock Account

Click on
Forgot
Password

Forgot Password

Enter Your Username/Login ID

Enter Your Registered Email ID

Enter Captcha

5jh7sk

SUBMIT

Enter all the
required
details

e-filing Workflow: Unlock Account

Steps to recover the unlock the account.

User Login

GSTAT USER ID

GSTAT PASSW

Captcha

98uzuc

LOGIN

Forgot Password

Unlock Account

Click on
Unlock
Account

Unlock Your Account

Enter your Username/login id

Enter Your Registered Email-Id

Enter Your Registered Mobile Number

Enter Captcha

98uzuc

SUBMIT


Enter all the
required
details

e-filing Workflow: Login

Enter user login details (user id, password) and captcha. Then press the Login button.

Skip to Main Content

A⁺ A⁻



GST
Appellate
Tribunal

Home

About Us

Help Center

Contact Us

Register

Login

Welcome to GST Appellate Tribunal

Enter user id,
password and
captcha

User Login

GSTAT USER ID

GSTAT PASSWORD

Captcha


r5vw0f


LOGIN


Forgot Password


Unlock Account

Click on log

Cause List


Case Status

Notice

Judgement

e-filing Workflow: Login

After successful login, click on Continue button.



e-filing Workflow: Disclaimer

To proceed further, user must select the “Click to Agree” checkbox after reading & agreeing the Disclaimer.

The screenshot displays the GST Appellate Tribunal e-filing interface. At the top, the header includes the GST Appellate Tribunal logo, the text "GST Appellate Tribunal", and the "Digital India" logo with the tagline "Power To Empower". Navigation links for HOME, CHANGE PASSWORD, EDIT PROFILE, and LOGOUT are visible. A modal window titled "Want to Continue with GSTAT E-filing" is open, containing a "Disclaimer" section. The disclaimer text states: "I have read the contents of the site and the instructions given thereof as regards registration and e-filing of petitions/documents before the GST Appellate Tribunal and agree with the same. I hereby declare that the information given in the petition/documents are true and correct to the best of my knowledge and belief. I hereby acknowledge and certify that the attachments/enclosures/appendix made along with the petitions/application are true and correct and are valid as per the original documents. I further certify that I have personally or through my counsel/advocate completed the petitions/application and have e-filed the same. I understand that any misrepresentation, falsification or omission of information in the petition /application or any document used for registration or otherwise submitted/uploaded by me shall be a valid ground for rejection of the petition/application or the document submitted/uploaded apart from any other penalty for perjury. I further declare that, as an authorized representative, I fulfil the conditions laid down in section 116 of the Central Goods and Services Tax Act, 2017 and that the disqualifications specified therein regarding disqualification are not applicable in my case." Below the text is a checkbox labeled "Click to Agree". A "Close" button is located at the bottom of the modal. A blue oval callout on the left side of the modal contains the text: "User must select the check box of Click to agree to proceed further for e-filing after reading and agreeing the disclaimer."

Want to Continue with GSTAT E-filing

Disclaimer

I have read the contents of the site and the instructions given thereof as regards registration and e-filing of petitions/documents before the GST Appellate Tribunal and agree with the same. I hereby declare that the information given in the petition/documents are true and correct to the best of my knowledge and belief. I hereby acknowledge and certify that the attachments/enclosures/appendix made along with the petitions/application are true and correct and are valid as per the original documents. I further certify that I have personally or through my counsel/advocate completed the petitions/application and have e-filed the same. I understand that any misrepresentation, falsification or omission of information in the petition /application or any document used for registration or otherwise submitted/uploaded by me shall be a valid ground for rejection of the petition/application or the document submitted/uploaded apart from any other penalty for perjury. I further declare that, as an authorized representative, I fulfil the conditions laid down in section 116 of the Central Goods and Services Tax Act, 2017 and that the disqualifications specified therein regarding disqualification are not applicable in my case.

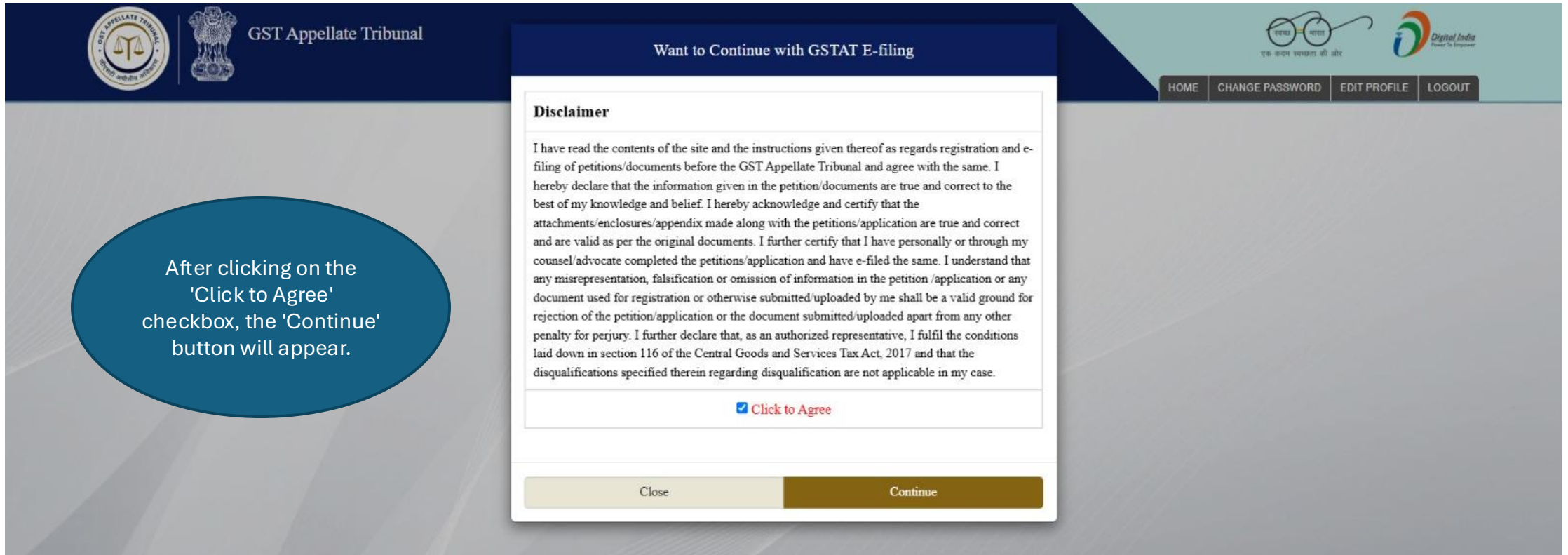
☐ Click to Agree

Close

User must select the check box of Click to agree to proceed further for e-filing after reading and agreeing the disclaimer.

e-filing Workflow: Disclaimer

Click on Continue button which will be visible after selecting the checkbox.



The screenshot displays the GST Appellate Tribunal e-filing interface. A modal window titled "Want to Continue with GSTAT E-filing" is centered on the screen. Inside the modal, there is a section titled "Disclaimer" containing a paragraph of text. Below the text is a checkbox labeled "Click to Agree", which is currently checked. At the bottom of the modal, there are two buttons: "Close" and "Continue". The "Continue" button is highlighted in a darker color, indicating it is the next step in the process. The background of the portal shows the GST Appellate Tribunal logo and the text "GST Appellate Tribunal". On the right side, there are links for "HOME", "CHANGE PASSWORD", "EDIT PROFILE", and "LOGOUT". The "Digital India" logo is also visible in the top right corner.

After clicking on the 'Click to Agree' checkbox, the 'Continue' button will appear.

Disclaimer



I have read the contents of the site and the instructions given thereof as regards registration and e-filing of petitions/documents before the GST Appellate Tribunal and agree with the same. I hereby declare that the information given in the petition/documents are true and correct to the best of my knowledge and belief. I hereby acknowledge and certify that the attachments/enclosures/appendix made along with the petitions/application are true and correct and are valid as per the original documents. I further certify that I have personally or through my counsel/advocate completed the petitions/application and have e-filed the same. I understand that any misrepresentation, falsification or omission of information in the petition /application or any document used for registration or otherwise submitted/uploaded by me shall be a valid ground for rejection of the petition/application or the document submitted/uploaded apart from any other penalty for perjury. I further declare that, as an authorized representative, I fulfil the conditions laid down in section 116 of the Central Goods and Services Tax Act, 2017 and that the disqualifications specified therein regarding disqualification are not applicable in my case.

☒ Click to Agree

Close Continue

e-filing Workflow: Dashboard

User Dashboard will appear like this.



GST
Appellate
Tribunal

HOME

CHANGE PASSWORD

EDIT PROFILE

LOGOUT

Welcome: 29 [redacted] 24


Appellant Corner

Respondent Corner

My Account


Download e-Sign (DSC) Tool

Logout




Draft Cases

102




Payment (Online)



Payment (Offline)

538



E-Filed Cases

543

Last Login: Mon Jun 02 2025 17:36:11 IST

Ver : 2.6

17 of 17



Support & Resources Portal Access

- For assistance or queries, please utilize the 'Help', 'FAQ', or 'Contact Us' sections available on the GSTAT e-Filing portal.
- Utilize the "Forgot User ID / Password" and "Unlock Account" features on the login page, if needed.

Goods and Services Tax Appellate Tribunal (GSTAT), Government of India



GSTAT e-Filing Portal User Manual | Appeal Filing

Guide to Online Filing of Appeals and Applications

Issuing Authority: Goods and Services Tax Appellate Tribunal (GSTAT), Government of India



GSTAT e-Filing Appeal Login Page

Click on the Login button to access user login window.

The screenshot shows the GST Appellate Tribunal website. At the top, there is a header with the GST Appellate Tribunal logo and name, and navigation links: Home, About Us, Help Center, Contact Us, Register, and Login. A 'Welcome to GST Appellate Tribunal' banner is displayed. A 'User Login' modal is open in the center, containing fields for User ID, Password, and Captcha, along with a LOGIN button and links for 'Forgot Password' and 'Unlock Account'. Three callouts provide instructions: 1. Click on Login button (pointing to the top Login button), 2. Enter User ID, Password and Captcha (pointing to the input fields), and 3. Click Login to proceed (pointing to the LOGIN button). The bottom of the page features four icons: Cause List, Case Status, Notice, and Judgement.

e-filing Workflow: Dashboard

Dashboard of GSTAT portal looks like below.




GST
Appellate
Tribunal

HOME


CHANGE PASSWORD

EDIT PROFILE

LOGOUT



स्वच्छ
भारत
एक कदम स्वच्छता की ओर




Digital India
Power To Empower


Welcome: 21 [redacted] 124


● Appellant Corner

● Respondent Corner

 My Account


● Download e-Sign (DSC) Tool

 Logout




Draft Cases

102




Payment (Online)



Payment (Offline)

538



E-Filed Cases

543

Last Login: Mon Jun 02 2025 17:36:11 IST

Ver : 2.6

2 of 38


e-filing Workflow: Appeal Filing Navigation Menu


Sub menu will be shown with both the options – **Appeal Filing** & **Application Filing**.

The screenshot displays the GST Appellate Tribunal e-filing portal. The header includes the tribunal's logo, the text "GST Appellate Tribunal", and the "Digital India" logo with the tagline "एक कदम स्वच्छता की ओर". Navigation links at the top right are HOME, CHANGE PASSWORD, EDIT PROFILE, and LOGOUT. A user welcome message "Welcome: 29LAB1221ER24" and the last login time "Last Login: Tue Jan 14 11:35:47 IST 2025" are shown. The left sidebar contains the following menu items: Appellant Corner, Filing (expanded), Upload Additional Document, Re-filing, Respondent Corner, My Account, Download e-Sign (DSC) Tool, and Logout. The "Filing" menu is expanded, showing "Appeal Filing" and "Application Filing". Two callouts are present: one pointing to "Appellant Corner" with the text "Click on Appellant Corner", and another pointing to "Appeal Filing" with the text "Click on Filing and then click on Appeal Filing". The main content area shows statistics for Draft Cases, Payment (Online), Payment (Offline), and E-Filed Cases, each with a count of 42.


e-filing Workflow: Appeal Filing : Order Details

Select appropriate option for each case: **Whether ARN/CRN is available.**






GST Appellate Tribunal



सत्यमेव जयते



Digital India
Power To Empower

HOME

CHANGE PASSWORD

EDIT PROFILE

LOGOUT

Order Details

Basic Details

Case Details

Appellant Details

Add Respondent

Add Representative

Demand details

Upload Document

Check List

Final Preview

Order Details

Select Filing Through*

Select

Select

ARN/CRN Available

ARN/CRN not Available

e-filing Workflow: Appeal Filing : Disclaimer

Applicant must agree with GSTAT declaration before proceeding further.

The screenshot displays the GST Appellate Tribunal e-filing portal. The header includes the tribunal's logo, name, and navigation links (HOME, CHANGE PASSWORD, EDIT PROFILE, LOGOUT). A row of buttons allows navigation between different stages of the appeal process: Order Details, Basic Details, Case Details, Appellant Details, Add Respondent, Add Representative, Demand details, Upload Document, Check List, and Final Preview. The 'Order Details' section is active, showing a 'Select Filing Through' dropdown menu with 'ARN/CRN Available' selected. A modal window titled 'GSTAT Declaration' is centered on the screen, containing a declaration text and 'Cancel' and 'Confirm' buttons. A blue oval callout points to the 'Confirm' button.

GST Appellate Tribunal

HOME CHANGE PASSWORD EDIT PROFILE LOGOUT

Order Details Basic Details Case Details Appellant Details Add Respondent Add Representative Demand details Upload Document Check List Final Preview

Order Details

Select Filing Through* ARN/CRN Available

GSTAT Declaration

We hereby declare that this is our first appeal in the impugned order before the tribunal and we have previously neither filed any appeal/writ nor it is pending before any other legal forum including High Court/Supreme Court. !!

Cancel Confirm

After reading and agreeing the disclaimer click on Confirm button to proceed further.

e-filing Workflow: Appeal Filing : Order Details

After entering ARN/CRN details, user needs to click on Submit button.


The screenshot displays the GST Appellate Tribunal e-filing portal. The header includes the GST Appellate Tribunal logo and the Government of India emblem. The main navigation bar contains tabs: Order Details, Basic Details, Case Details, Appellant Details, Add Respondent, Add Representative, and Final Preview. The 'Order Details' tab is active. Below the tabs, there is a section titled 'Order Details' with a 'Select Filing Through*' dropdown menu set to 'ARN/CRN Available'. Below this, there is a text input field labeled 'Enter ARN/CRN of APL-01/03*' with the text 'AD' entered. A 'Submit' button is located to the right of the input field. Two callout boxes provide instructions: one on the left says 'Under order details tab, provide order details.' and one on the right says 'Enter ARN/CRN details, click on Submit button'.


Under order details tab, provide order details.

Enter ARN/CRN details, click on Submit button

e-filing Workflow: Appeal Filing : Order Details


On the Order Details tab, user will select the order from the Order List.






GST

Appellate
Tribunal



स्वास्थ्य
भारत
एक कदम स्वच्छता की ओर



Digital India
Power to Empower

HOME

CHANGE PASSWORD

EDIT PROFILE

LOGOUT

Order Details

Basic Details

Case Details

Appellant Details

Add Respondent

Add Representative

Demand details

Upload Document

Check List

Final Preview

Order Details

Select Filing Through*

Select

Enter ARN/CRN of APL-01/03*

AD[REDACTED]SE

Submit

ORDER'S LIST

S. No.	GST Number	Order Number	Order Date	Select
1	29[REDACTED]ZW	ZD[REDACTED]04)	06/03/2025	<input type="radio"/>

Select the order from here

e-filing Workflow: Appeal Filing : Order Details

After Selecting Order, user needs to confirm all captured details as per order.

Order Details

Basic Details

Case Details

Appellant Details

Add Respondent

Add Representative

Demand details

Upload Document

Check List

Final Preview

Order Details

Select Filing Through *

Select

Enter ARN/CRN of APL-01/03 *


AD[REDACTED]SE

Submit

ORDER'S LIST


S. No.	GST Number	Order Number	Order Date	Select
1	28[REDACTED]ZW	ZD[REDACTED]04	06/03/2025	<input checked="" type="radio"/>


Order Details

Order Appeal Against	APL 04	Appellate/Revisional Authority Order Number	ZD[REDACTED]8H
APL01 Appellant Name	UT[REDACTED]RS	Appellate/Revisional Authority Order Type	Enforcement Order
Appellate/Revisional Authority Passed By (Designation)	At[REDACTED]ner)	Appellate/Revisional Authority Date of Order	06/03/2025
Appellate/Revisional Authority Order Communication Date	06/03/2025	Order Id of original adjudication order	ZD[REDACTED]7L
Date of original adjudication order	06/03/2025	Period of Dispute From	01/04/2018
Period of Dispute To	31/03/2019	Market value of seized goods (if any)	
View Impugned Order		Is This Original Order under section 129 ?	Select
<div>Confirm</div> <div>This is not the Order</div>			

e-filing Workflow: Appeal Filing : Order Details


Select appropriate option for each case: **Whether ARN/CRN is NOT available.**





GST

Appellate
Tribunal



एक कदम स्वायत्ता की ओर

भारत

HOME

CHANGE PASSWORD

EDIT PROFILE

LOGOUT

Order Details

Basic Details

Case Details

Appellant Details

Add Respondent

Add Representative

Demand details

Upload Document

Check List

Final Preview

Order Details

Select Filing Through*

ARN/CRN not Available

Select

ARN/CRN Available

ARN/CRN not Available

Ver : 2.6

9 of 38


e-filing Workflow: Appeal Filing : Order Details

Applicant must agree with GSTAT declaration before proceeding further.

The screenshot displays the GST Appellate Tribunal e-filing portal. The header includes the GST Appellate Tribunal logo and the text "GST Appellate Tribunal". On the right, there are links for HOME, CHANGE PASSWORD, EDIT PROFILE, and LOGOUT. Below the header, a navigation bar contains buttons for Order Details, Basic Details, Case Details, Appellant Details, Add Respondent, Add Representative, Demand details, Upload Document, Check List, and Final Preview. The "Order Details" button is selected, and the "Order Details" section is active. In this section, there is a "Select Filing Through" dropdown menu and a field labeled "ARN/CRN not Available". A modal dialog box titled "GSTAT Declaration" is displayed in the center, containing the text: "We hereby declare that this is our first appeal in the impugned order before the tribunal and we have previously neither filed any appeal/writ nor it is pending before any other legal forum including High Court/Supreme Court. !!". At the bottom of the modal, there are "Cancel" and "Confirm" buttons.


e-filing Workflow: Appeal Filing : Order Details


On the **Order Details** tab, user fills all the details as per manual order.



GST

Appellate Tribunal





[HOME](#)
[CHANGE PASSWORD](#)
[EDIT PROFILE](#)
[LOGOUT](#)

[Order Details](#)
[Basic Details](#)
[Case Details](#)
[Appellant Details](#)
[Add Respondent](#)
[Add Representative](#)
[Demand details](#)
[Upload Document](#)
[Check List](#)
[Final Preview](#)

Order Details

Select Filing Through*

ARN/CRN not Available



Order Details



Order Appeal Against*	Select Order Appeal Against	Appellate/Revisional Authority Order Number*	
APL01 Appellant Name*		Appellate/Revisional Authority Order Type*	Select Order Type
Authority Type*	Select Authority Type	Appellate/Revisional Authority Passed By*	
Appellate/Revisional Authority Designation*		Appellate/Revisional Authority Date of Order*	
Appellate/Revisional Authority Order Communication Date*		Order Id of original adjudication order*	
Date of original adjudication order*		Period of Dispute From*	
Period of Dispute To*		Market value of seized goods (if any)	
Upload Impugned Order*	<div>Choose File</div> <div>No file chosen</div>		

Confirm

e-filing Workflow: Appeal Filing : Order Details

If **ARN/CRN not available**, user fills the details as per manual order.

**GST**
Appellate
Tribunal


एन आर सीआरएन की ओर
Digital India
Power To Empower

[HOME](#) [CHANGE PASSWORD](#) [EDIT PROFILE](#) [LOGOUT](#)

[Order Details](#) [Basic Details](#) [Case Details](#) [Appellant Details](#) [Add Respondent](#) [Add Representative](#) [Demand details](#) [Upload Document](#) [Check List](#) [Final Preview](#)

Basic Details

Reference No : -

Select Act*

CGST & SGST

▼

Section*

Section-112

▼

Add More Act

Case Type *

Appeal

▼

Whether the case has Place of Supply as one of the disputed questions *

Yes

▼

Jurisdiction of Appellate/Revisional authority*

STATE

▼

State/ Zone of Appellate authority *

Delhi

▼

Has the original order of adjudication been passed by a common adjudicating authority*

No

▼

Appellate/Revisional authority who has passed the impugned order*

Vivek Agarwal GST Appeals in r/o Zone-...

▼

Save and Next

e-filing Workflow: Appeal Filing : Order Details

Upon selecting 'Yes' in the dropdown titled 'Whether the case has Place of Supply as on of the disputed questions', a popup message will appear for the information.

Order Details

Basic Details

Case Details

Appellant Details

Add Respondent

Add Representative

Demand details

Upload Document

Check List

Final Preview

Basic Details

Reference No :-

Select Act^{*}

CGST & SGST

Section^{*}

Section-112

Add More Act

Case Type^{*}

Jurisdiction of Appellate/Revisional authority^{*}

Has the original order of adjudication been passed by a common adjudicating authority^{*}

one of

Yes

Delhi

passed

Vivek Agarwal GST Appeals in n/o Zone...

If any point in the dispute does not involve Place Of Supply and you still select "YES", then your Appeal will be marked defective on scrutiny and may have to be withdrawn.

OK

e-filing Workflow: Appeal Filing : Case Details

User needs to enter Case Details on relevant tab.

Order DetailsBasic DetailsCase DetailsAppellant DetailsAdd RespondentAdd RepresentativeDemand detailsUpload DocumentCheck ListFinal Preview

BackCase DetailNext

Reference No : - 2035

Grounds of appeal in brief* ⓘ

GST return filing

Prayer* ⓘ

GST filing

Brief issue of the case under dispute* ⓘ

Testing

Category of Case

Category of case under dispute*

Wrong applicability of a notification issu

Notification No *

6554

Notification Date *

02/02/2025

Amount involved(In actuals)

100000

Add More Category Of Case

Case Summary ⓘ

Issue related To

Short or non-payment of tax

As per order of adjudicating authority ⓘ

Testing

As per stand of appellant before Tribunal ⓘ

Testing

As determined by Appellate/Revisional authority ⓘ

Testing

As declared/ claimed by present Appellant ⓘ

Testing

Add More Issue

About Appellant

Constitution/Identification Number

5446

Constitution of Business

Testing

Statute under which incorporated

Testing

Date of Commencement of business

05/02/2025

Address

CGhi

Nature of Business

Testing

Any other relevant fact

Testing

Statement of Fact case history

Reference/ acknowledgment no.

5477

Action By

Original Adjudicating Authority

Date

06/02/2025

Brief Narration

GST Filing

Add More

Save And Next

e-filing Workflow: Appeal Filing : Appellant Details

Appellant details are auto populated and shown to user.

Order DetailsBasic DetailsCase DetailsAppellant DetailsAdd RespondentAdd RepresentativeDemand detailsUpload DocumentCheck ListFinal Preview

Back

Appellant Details

Next

Reference No : - 202[REDACTED]35			
Name of Appellant	AN[REDACTED]RA	GSTIN/TemporaryID/UIN	GSTIN/TEMPORARYID/UIN
Pan Number		Official address	252 [REDACTED]ura Cross Ro
E-mail Id	aa[REDACTED]ys.com	Mobile Number	*****1111

e-filing Workflow: Appeal Filing : Adding Respondent

User needs to enter Respondent Details. More than one respondents can be added.

Order DetailsBasic DetailsCase DetailsAppellant DetailsAdd RespondentAdd RepresentativeDemand detailsUpload DocumentCheck ListFinal Preview

BackAdd RespondentNext

Reference No : - 2035

Respondent Name*

Respondent Name

Designation *

Designation

Office*

Office

Contact Number

Contact Number

E-mail Id

email

Save

After filling all the details click on Save button. The respondent's name will start appearing in the list below.

+ RESPONDENT'S LIST

S. No.	Name of Respondent	Designation	Office	Mobile No	E-mail	Action
1	M ar	OS	NIC	93xxxxxxxx40	m*****m@supportgov.in	Edit
2	Ass & J)		Delhi	11xxxxxxxx11	a*****2@nic.in	

e-filing Workflow: Appeal Filing : Add Representative

User needs to enter Representative Details on relevant tab.

After filling all the details click on Save button. The representative name will start appearing on the list below.

Order DetailsBasic DetailsCase DetailsAppellant DetailsAdd RespondentAdd RepresentativeDemandsFinal Preview

Back

Add Representative

Next

Reference No : - 202[redacted]35

Representative added successfully

Select Appellant *

AND[redacted]RA

Search Representative*
(Please type atleast three letters)

san

Save

+ ADVOCATE'S LIST

S. No.	Appellant/Respondent Name	Representative Name	Registration/Enrollment N
1	AND[redacted]RA	A[redacted]	D-155[redacted]
2	AND[redacted]RA	B[redacted]	D/230[redacted]

SANDE

SANDE

SANJEE

SANJEE

SANJAY

SANYA

SANJAY

SANDE

SANGE

SANJIV

SANSK


SANJAY


SANJAY AGNIN RA(NY) 0000

SANTOSH KUMAR (NY) 042



e-filing Workflow: Appeal Filing : Adding Representative

User needs to enter Representative Details on relevant tab and select as IN-Person.





GST Appellate Tribunal



एक कदम स्वच्छता की ओर

Digital India
Power To Empower

HOME

CHANGE PASSWORD

EDIT PROFILE

LOGOUT

Order Details

Basic Details

Case Details

Appellant Details

Add Respondent

Add Representative

Demand details

Upload Document

Check List

Final Preview

Back

Add Representative

Next

Reference No : - 20[REDACTED]24

Select Appellant *

AN[REDACTED]RA

Search Representative*
(Please Type atleast three letters)

inpe

IN[REDACTED]23

Save

+ ADVOCATE'S LIST

e-filing Workflow: Appeal Filing : Demand Details

User needs to enter Demand Details (Demand Confirmed - APL04) on relevant tab.

Order DetailsBasic DetailsCase DetailsAppellant DetailsAdd RespondentAdd RepresentativeDemand detailsUpload DocumentCheck ListFinal Preview

Reference No : - 2098

Pre-depositCourt Fees

Demand Confirmed - APL04

Demand Admitted and Disputed

Payment of Amount Calculated

Particulars	Central Tax			State/UT Tax			Integrated Tax						
	Determined Amount: DRC -07	Disputed Amount: APL -01/03	Determined Amount: APL-04	Determined Amount: DRC -07	Disputed Amount: APL -01/03	Determined Amount: APL -04	Determined Amount: DRC -07	Disputed Amount: APL -01/03	Determined Amount: APL -04	Determined Amount: DRC -07	Disputed Amount: APL -01/03	Determined Amount: APL -04	Determined Amount: DRC -07
	1	2	3	4	5	6	7	8	9	10	11	12	13
a) Tax													
b) Interest													
c) Penalty													
d) Fees													
e) Others													

Confirm Details

In the demand confirmed APL04 form, the disputed amount will be auto-fetched if 'ARN/CRN number available' is selected; otherwise, it must be entered manually.

e-filing Workflow: Appeal Filing : Demand Details

User needs to enter Demand Details (Demand Admitted & Disposed) on relevant tab, as applicable. Then user clicks on the **Integrated Tax -> Click Here** link to fill the details under **Integrated Tax**.

Order DetailsBasic DetailsCase DetailsAppellant DetailsAdd RespondentAdd RepresentativeDemand detailsUpload DocumentCheck ListFinal Preview

Reference No : - 28

Pre-depositCourt Fees

Demand Confirmed - APLO4Demand Admitted and DisputedPayment of Amount Calculated

11/07/2017 - 13/07/2017Amount Exempted/ Self Calculation CorrectionTotal

Particulars	Central Tax				State/UT Tax				Integrated Tax Click Here					Amount demanded/ rejected, if any
	Amount demanded/ rejected, if any	Amount Admitted	Amount Under Dispute	Amount Payable	Amount demanded/ rejected, if any	Amount Admitted	Amount Under Dispute	Amount Payable	Amount demanded/ rejected, if any	Amount Admitted	Amount Under Dispute	Amount Payable		
1	2	3	4	5	6	7	8	9	10	11	12	13	14	
a) Tax	10000				0				0				0	
b) Interest	0				0				0				0	
c) Penalty	0				0				0				0	
d) Fees	0				0				0				0	
e) Others	0				0				0				0	

Save and Next

Integrated Tax -> Click Here

Ver : 2.6

20 of 38

e-filing Workflow: Appeal Filing : Demand Details

On the **Integrated Tax** dialog, user will enter the tax details along with **Place of Supply** and **Amount Type**. User can add multiple tax details by clicking **+ Add More** button.

Integrated Tax

Place of Supply	Amount Type	Tax	Interest	Penalty	Fees	Others	Total
<div>Select State ▾</div>	Determined Amount	0	0	0	0	0	0
	Admitted Amount	<input type="text"/>	<input type="text"/>	<input type="text"/>	<input type="text"/>	<input type="text"/>	<input type="text"/>
	Total Admitted	0	0	0	0	0	

[+ Add More](#)

Particulars

	Amount demanded/rejected, if any	Admitted	Under Dispute	Payable	Amount demanded/rejected, if any	Admitted	Under Dispute	Payable	Amount demanded/rejected, if any	Admitted	Under Dispute	Payable	Amount demanded/rejected, if any
1	2	3	4	5	6	7	8	9	10	11	12	13	14
a) Tax	<input type="text" value="10000"/>	<input type="text" value="0"/>	0	0	<input type="text" value="0"/>	<input type="text" value="0"/>	0	0	<input type="text" value="0"/>	<input type="text" value="0"/>	0	0	<input type="text" value="0"/>
b) Interest	<input type="text" value="0"/>	<input type="text"/>			<input type="text" value="0"/>	<input type="text"/>			<input type="text" value="0"/>	<input type="text"/>			<input type="text" value="0"/>
c) Penalty	<input type="text" value="0"/>	<input type="text"/>			<input type="text" value="0"/>	<input type="text"/>			<input type="text" value="0"/>	<input type="text"/>			<input type="text" value="0"/>
d) Fees	<input type="text" value="0"/>	<input type="text"/>			<input type="text" value="0"/>	<input type="text"/>			<input type="text" value="0"/>	<input type="text"/>			<input type="text" value="0"/>
e) Others	<input type="text" value="0"/>	<input type="text"/>			<input type="text" value="0"/>	<input type="text"/>			<input type="text" value="0"/>	<input type="text"/>			<input type="text" value="0"/>

e-filing Workflow: Appeal Filing : Demand Details

Option to allow user to claim/fill up amount exempted.

Order Details

Basic Details

Case Details

Appellant Details

Add Respondent

Add Representative

Demand details

Upload Document

Check List

Final Preview

Reference No : - 202[REDACTED]98

User can enter amount exempted or self calculation correction value.

Pre-deposit

Court Fees

Confirmed - APLO4

Demand Admitted and Disputed

Payment of Amount Calculated

11/07/2017 - 13/07/2017

Amount Exempted/ Self Calculation Correction

Total

☐ Yes

☒ No

Save

e-filing Workflow: Appeal Filing : Demand Details

User entering percentage of exemption of pre-deposit amount.

Order Details

Basic Details

Case Details

Appellant Details

Add Respondent

Add Representative

Demand details

Upload Document

Check List

Final Preview

Reference No : - 20[]98

Pre-deposit

Court Fees

Demand Confirmed - APLO4

Demand Admitted and Disputed

Payment of Amount Calculated

11/07/2017 - 13/07/2017

Amount Exempted/ Self Calculation Correction

Total

☒ Yes

☐ No

% of Exemption of pre-deposit amount as determined via higher court or self-calculation correction (Cannot exceed 100%)

50

Save

Exemption from the pre-deposit amount, to be submitted (upto 100%) before filing an appeal.

e-filing Workflow: Appeal Filing : Demand Details

Demand Admitted & Disposed (Continued).

- Order Details
- Basic Details
- Case Details
- Appellant Details
- Add Respondent
- Add Representative
- Demand details
- Upload Document
- Check List
- Final Preview

Reference No : - 2098

- Pre-deposit
- Court Fees

- Demand Confirmed - APLO4
- Demand Admitted and Disputed
- Payment of Amount Calculated

- 11/07/2017 - 13/07/2017
- Amount Exempted/ Self Calculation Correction
- Total

Particulars	Central Tax			State/UT Tax			Integrated Tax			Cess		
	Amount demanded/rejected, if any	Amount Admitted	Amount Under Dispute	Amount demanded/rejected, if any	Amount Admitted	Amount Under Dispute	Amount demanded/rejected, if any	Amount Admitted	Amount Under Dispute	Amount demanded/rejected, if any	Amount Admitted	Amount Under Dispute
a) Tax	10000	0	0	0	0	0	0	0	0	0	0	0
b) Interest	0	0	0	0	0	0	0	0	0	0	0	0
c) Penalty	0	0	0	0	0	0	0	0	0	0	0	0
d) Fees	0	0	0	0	0	0	0	0	0	0	0	0
e) Others	0	0	0	0	0	0	0	0	0	0	0	0
Total	10000.00	0.00	0.00	0.00	0.00	0.00	0.00	0.00	0.00	0.00	0.00	0.00

- Refresh
- Save and Next

e-filing Workflow: Appeal Filing : Demand Details

Scenario1: When user has made full payment.

Order Details

Basic Details

Case Details

Appellant Details

Add Respondent

Add Representative

Demand details

Upload Document

Check List

Final Preview

Reference No : - 202

98

Pre-deposit

Court Fees

Demand Confirmed - APLO4

Demand Admitted and Disputed

Payment of Amount Calculated

☒ Payment Confirmation from GST portal

Your pre-deposit payment is confirmed.Please proceed for appeal fee payment.

SaveAndNext

e-filing Workflow: Appeal Filing : Demand Details

Scenario2: When user has made partial payment. Pending payment is shown to the user.

Order DetailsBasic DetailsCase DetailsAppellant DetailsAdd RespondentAdd RepresentativeDemand detailsUpload DocumentCheck ListFinal Preview

Reference No : - 20253

Pre-deposit Fees

Court Fees

Demand Confirmed

Demand Admitted and Disputed

Payment of Amount Calculated

☒ Payment Confirmation from GST portal

Payment required is not completed yet. Amount pending is Rs 110 Do you want to proceed without payment?

Refresh

Save And Next

e-filing Workflow: Appeal Filing : Demand Details: Payment

User filling up all the required details related to Bharatkosh payment.

Order DetailsBasic DetailsCase DetailsAppellant DetailsAdd RespondentAdd RepresentativeDocumentCheck ListFinal Preview

Reference No : - 2002

Pre-depositCourt Fees

Amount is :1000 RupeesYour Remaining Amount to be paid :1 Rupees

Select payment Mode

☐ Online (Pay Fees through Net Banking/Credit Card/Debit Card)

☒ Bharatkosh Offline [User Guide](#)

Bharatkosh Reference No.*

Bharatkosh Reference No.

Payment Date*

dd-mm-yyyy

Branch Name*

Bharatkosh

Amount Rs.*

Amount Rs.

Bank Name*

Bharatkosh

State*

Select State

Save & Continue

S. No.	GSTAT Txn Id.	Amount Rs.	Bharatkosh Txn Id	Payment Date	Payment Mode	Txn Status	Action
1	07025	1	NA		Online	PENDING	
2	07025	1	NA		Online	PENDING	
3	07025	1	NA		Online	PENDING	
4	07025	1	NA		Online	PENDING	

Enter Bharatkosh reference no.

For offline mode payment, enter Bharatkosh transaction details

Total amount paid on Bharatkosh

Click on Save & Continue button to proceed

Ver : 2.6

27 of 38

e-filing Workflow: Appeal Filing : Demand Details: Payment

User will click on the **Proceed To Final Submit** button to proceed.

Order Details

Basic Details

Case Details

Appellant Details

Add Respondent

Add Representative

Demand details

Upload Document

Check List

Final Preview

Reference No : - 202[REDACTED]24

Pre-deposit

Court Fees

Your Payable Amount is :

1000 Rupees

Your Remaining Amount to be paid :

0 Rupees

Select payment Mode

☐ Online (Pay Fees through Net Banking/Credit Card/Debit Card)

☐ Bharatkosh Offline

User Guide

S. No.	GSTAT Txn Id.	Amount Rs.	Bharatkosh Txn Id	Payment Date	Payment Mode	Txn Status	Action
1	01[REDACTED]	1	12[REDACTED]71	2025-04-02	Offline	SUCCESS	<div>Delete</div>

Proceed To Final Submit

Click on Proceed to final submit button

e-filing Workflow: Appeal Filing : Demand Details: Payment

Showing successful payment confirmation message to user.

- Order Details
- Basic Details
- Case Details
- Appellant Details
- Add Respondent
- Add Representative
- Demand details
- Upload Document
- Check List
- Final Preview

Reference No : - 202[REDACTED]98

Pre-deposit

Court Fees

Your Payment is done Successfully !!!!

Next ➡

e-filing Workflow: Appeal Filing : Document Upload

Showing various options to upload documents.

Order DetailsBasic DetailsCase DetailsAppellant DetailsAdd RespondentAdd RepresentativePaymentUpload DocumentCheck ListFinal Preview

BackAdd DocumentNext

User needs to upload the pdf file of the documents like Appeal, Affidavits, Annexure etc.

Click Next after adding all documents to proceed to next screen

Document type: Higher Court Orders/Self calculation sheet and Any Other Document respectively.

☒ Submit with external DSC Utility☐ Submit with NIC DSC Utility☐ Submit with Aadhaar Based Utility

Document Filed By*Document Filed ByDocument Type*Document Type

Select file*Choose FileNo file chosenNumber of pages*No Of Pages

Submit

+ UPLOADED DOCUMENT'S LIST

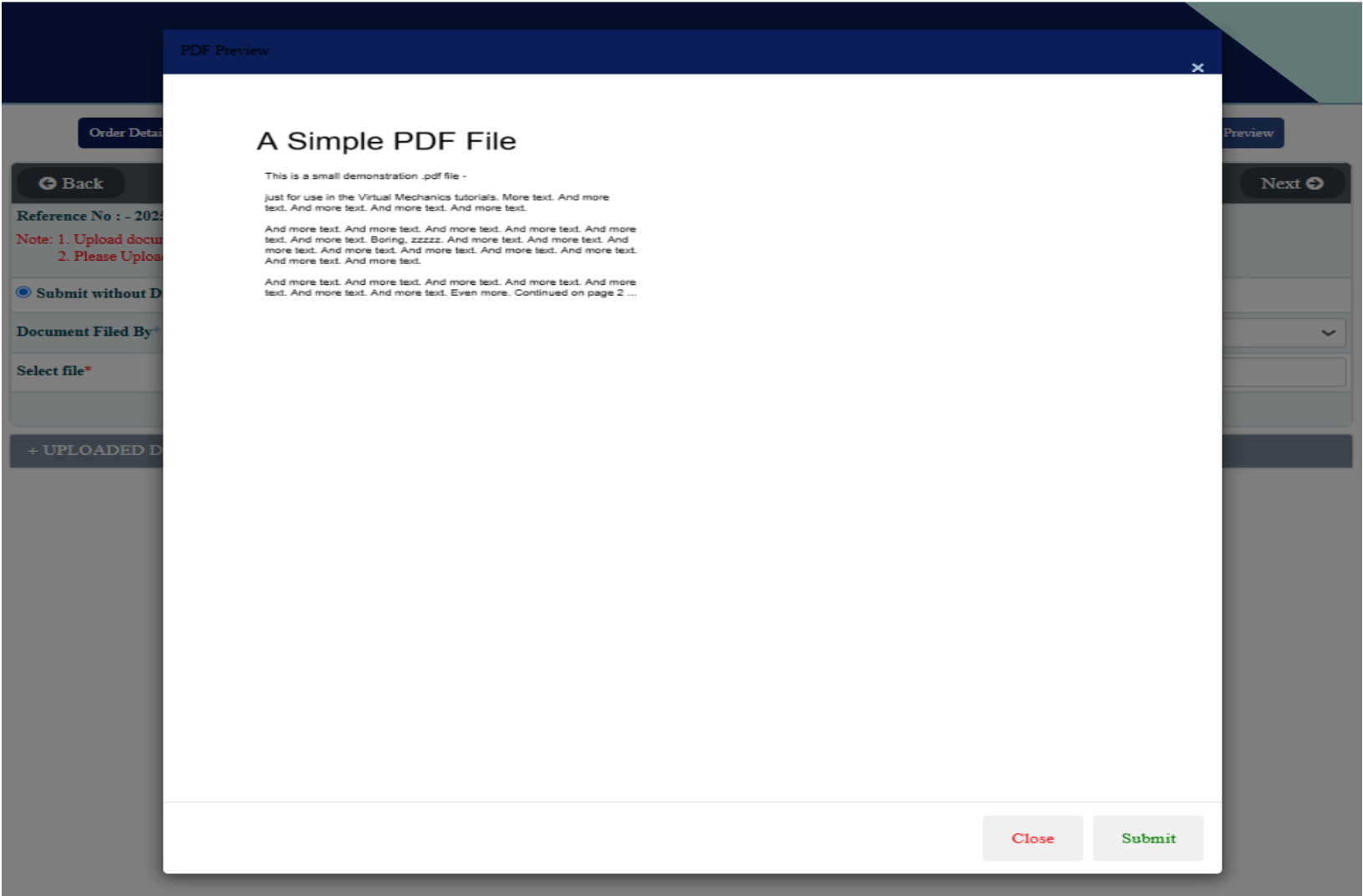
Select the documents Type.

Ver : 2.6

30 of 38

e-filing Workflow: Appeal Filing : Document Upload

Showing pdf content to user before uploading to ensure accuracy.



e-filing Workflow: Appeal Filing : Document Upload: List of Uploaded Documents

Order DetailsBasic DetailsCase DetailsAppellant DetailsAdd RespondentAdd RepresentativePaymentUpload DocumentCheck ListFinal Preview

BackAdd DocumentNext

Reference No : - 202[REDACTED]85

Note: 1. Upload document in the sequence in which it appears in the document type dropdown.
2. Please Upload the document with proper pdf bookmarking.
3. In case of any short payment done by user or in case of non-agreement with system calculated payment, user is requested to upload their calculation sheet and supporting documents under the document type: Higher Court Orders/Self calculation sheet and Any Other Document respectively.

☒ Submit with external DSC Utility☐ Submit with NIC DSC Utility

Document Filed By*

Document Filed By

Document Type*

Document Type

Select file*

Choose File

No file chosen

Number of pages*

No Of Pages

Submit

+ UPLOADED DOCUMENT'S LIST

Click to view list of documents uploaded

S.No.	Document Filed By.	No. of Pages.	Document Type	Document Name	Action
1	Appellant	2	Case Management Appeal - PDF Upload	GST APL-04.pdf	<div>View</div>
2	Appellant	1	Case Management Appeal Order	IETCS_ORDRS_MOV06_ZD290125001774J.pdf	<div>View</div>

Ver : 2.6

32 of 38

e-filing Workflow: Appeal Filing : Check List

Checklist options to minimize mistakes during appeal filing.

Order Details

Basic Details

Case Details

Appellant Details

Add Respondent

Add Representative

De

Check List

Final Preview

Reference No : - 20249Feb 07 20:12:44 IST 2025

S.NO.	CheckList	Action	Remarks ⓘ
1	Has the order appealed against (i.e., the order of the Appellate/Revisional authority) been uploaded with a self-certified copy?	Yes ▾	
2	Has the order passed by the proper officer (i.e., the order against which the appeal before the appellate authority was preferred under section 107/the order that has been revised under section 108) been uploaded with a self-certified copy?	Yes ▾	
3	Have the issues under dispute before the Tribunal been clearly stated in the present appeal?	Yes ▾	
4	Has a case summary of the dispute before the Tribunal been provided in the present appeal?	Yes ▾	
5	Has a statement of facts regarding the dispute before the Tribunal been included in the present appeal?	Yes ▾	
6	Have all uploaded documents been digitally signed by the person uploading them?	Yes ▾	
7	Have the fees as specified in rule 110(5) of the CGST Rules, 2017, been paid?	Yes ▾	

The user needs to ensure that all the points mentioned in the checklist have been taken care of while uploading documents

User can select Yes, No and N/A against the checklist statement and provide their remarks for the same

e-filing Workflow: Appeal Filing : Check List

Allowing user to save all the information and move to next screen.

27	Whether the amount of demand as per the present appeal is in accordance with the order passed by the appellate authority under section 107	<div>Yes</div> <div></div>	<div></div>
28	Whether the amount admitted before the appellate authority under section 107 as declared in the present appeal is in accordance with the appeal filed before the said authority	<div>Yes</div> <div></div>	<div></div>
29	Any other	<div>Yes</div> <div></div>	<div></div>

Save And Next

Click Save And Next
after providing details
to proceed to next
screen

e-filing Workflow: Appeal Filing : Preview

Before final submission, preview of all the entered details is shown to user for confirmation.

Complete APL-05 form is shown to user for confirmation.

Order DetailsBasic DetailsCase DetailsAppellant DetailsAdd RespondentAdd RepresentativeDemand detailsUpload DocumentCheck ListFinal Preview

Reference No : - 2024Date & Time : - Wed Apr 02 17:08:53 IST 2025

(FORM GST APL-05)

See rule 110(1)
Appeal to the Appellate Tribunal

1. GSTIN/Temporary ID/UIN: 2924

2. Name of the appellant: ANGRA

3. Address of the appellant: 25223

4. Respondent(s):

Name of Respondent	Address of Respondent
Manojd	NIC
Assistant Commissioner (L & J)	Delhi

5. Order appealed against: Demand Order Number: Z25 Date: 25/10/2024

6. Designation and Office of the Appellate Authority passing the order appealed against: Assistant Director

7. Date of communication of the order appealed against: 25/10/2024

8.

a) Details of order challenged before Appellate/Revisional authority Number: Z9G Date: 25/10/2024
(Specify the original number and date passed by the proper officer which was challenged before the appellate authority e.g DRC/ REG/ INS/MOV/RFD etc)

b) Order type: Demand Order

c) Period of dispute From: 01/04/2021 To: 31/03/2022

9. Details of the authority passing the order specified : (Specify designation and Office of the said authority)
Designation: Assistant Director Office:

10. Act (CGST/ SGST/ IGST/ Cess) (*)
1) CGST & SGST

11. Details of Authorized Representative

Name of the authorized representative	Mobile number of AR	E-mail address of AR
INPERSON	87	ka
INPERSON	87	ka
testk87	65	te
Rajesh	87	ra.com

12. About Appellant

Constitution/Identification No	Constitution of Business	Statute under which incorporated	Date of Constitution	Address	Nature of Business	Any other relevant fact
Test	test	test	20/03/2025	test	test	

13. Details of the case under dispute
a) Brief issue of the case under dispute: test
b) Category of case under dispute:

Category of case under dispute	HSN List	Notification No	Notification Date	Section	Rule	Amount
Suspension of registration				CGST Section 13. Time of Supply of Services.	CGST Rule 11. Separate registration for multiple places of business within a State or a Union territory.	10000

c) Market value of goods, where goods have been seized: 0

14. Case Summary:

Issue related To	As per order of adjudicating authority	As determined by Appellate/Revisional authority	As per stand of appellant before Tribunal	As declared/ claimed by present Appellant
	test	test	test	test

15. Statement of facts :

Reference/acknowledgment No	Action By	Date	Brief Narration
test	Appellate Authority	20/03/2025	test

16. Grounds of appeal : test

17. Prayer : test

18. Details of demand created, disputed and admitted:

Particulars	Central Tax			State/UT Tax			Integrated Tax			Cess	
	Amount determined by Appellate/Revisional authority, if any	Amount Admitted	Amount Under Dispute	Amount determined by Appellate/Revisional authority, if any	Amount Admitted	Amount Under Dispute	Amount determined by Appellate/Revisional authority, if any	Amount Admitted	Amount Under Dispute	Amount determined by Appellate/Revisional authority, if any	Amount Admitted
a) Tax	70.0	0.0	70.0	0.0	0.0	0.0	0.0	0.0	0.0	0.0	0.0
b) Interest	70.0	0.0	0.0	0.0	0.0	0.0	0.0	0.0	0.0	0.0	0.0
c) Penalty	0.0	0.0	0.0	0.0	0.0	0.0	0.0	0.0	0.0	0.0	0.0
d) Fees	0.0	0.0	0.0	0.0	0.0	0.0	0.0	0.0	0.0	0.0	0.0
e) Other Charges	0.0	0.0	0.0	0.0	0.0	0.0	0.0	0.0	0.0	0.0	0.0

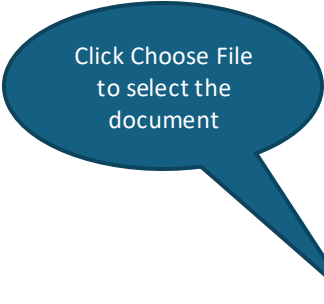
19. Details of payment of admitted amount and pre-deposit:
a) Details of amount payable

Particulars	Central Tax		State/UT Tax		Integrated Tax		Cess		Total amount	
	(a) Admitted Amount	(b) Pre-deposit (10% of disputed tax)	(a) Admitted Amount	(b) Pre-deposit (10% of disputed tax)	(a) Admitted Amount	(b) Pre-deposit (10% of disputed tax)	(a) Admitted Amount	(b) Pre-deposit (10% of disputed tax)	(a) Admitted Amount	(b) Pre-deposit (10% of disputed tax)
a) Tax	0.0	7.0	0.0	0.0	0.0	0.0	0.0	0.0	0.0	7.0
b) Interest	0.0	--	0.0	--	0.0	--	0.0	--	0.0	--
c) Penalty	0.0	0.0	0.0	0.0	0.0	0.0	0.0	0.0	0.0	0.0
d) Fees	0.0	--	0.0	--	0.0	--	0.0	--	0.0	--
e) Other Charges	0.0	--	0.0	--	0.0	--	0.0	--	0.0	--

b) Details of payment of admitted amount and pre-deposit (pre-deposit 10% of the disputed admitted tax and cess):

e-filing Workflow: Appeal Filing : Preview

Select document and then click on final submit.



a) Tax	0.0	7.0	0.0	0.0	0.0	0.0	0.0	0.0	0.0	7.0
b) Interest	0.0	--	0.0	--	0.0	--	0.0	--	0.0	--
c) Penalty	0.0	0.0	0.0	0.0	0.0	0.0	0.0	0.0	0.0	0.0
d) Fees	0.0	--	0.0	--	0.0	--	0.0	--	0.0	--
e) Other Charges	0.0	--	0.0	--	0.0	--	0.0	--	0.0	--

b) Details of payment of admitted amount and pre-deposit (pre-deposit 10% of the disputed admitted tax and cess):

Sr. No.	Description	Tax Payable	Paid through Cash/Credit Ledger	Debit Entry No.	Amount of Tax Paid			
					Integrated Tax	Central Tax	State/UT Tax	Cess
1.	Integrated Tax	0.0	Others	ZB [REDACTED] HG	0.0	6.0	0.0	0.0
2.	Central Tax	7.0						
3.	State/UT Tax	0.0						
4.	CESS Tax	0.0						

c) Interest, penalty, late fee and any other amount payable and paid:

Description	Amount Payable			
	Integrated Tax	Central Tax	State/UT Tax	Cess
Interest	0.0	0.0	0.0	0.0
Penalty	0.0	0.0	0.0	0.0
Late Fee	0.0	0.0	0.0	0.0
Others (Specify)	0.0	0.0	0.0	0.0

Description	Debit Entry No.	Amount Paid			
		Integrated Tax	Central Tax	State/UT Tax	Cess
Interest	ZB [REDACTED] HG	0.0	0.0	0.0	0.0
Penalty	ZB [REDACTED] HG	0.0	0.0	0.0	0.0
Late Fee	ZB [REDACTED] HG	0.0	0.0	0.0	0.0
Others (Specify)	ZB [REDACTED] HG	0.0	0.0	0.0	0.0

Verification

I, ANG [REDACTED] KORA, hereby solemnly affirm and declare that the information given hereinabove is true and correct to the best of my knowledge and belief and the same is derived from information, documents and records in my possession and further that nothing has been concealed therefrom. I further declare that no appeal against the impugned order has been preferred by me or my behalf before any Court or Authority or is pending before any Court or Authority. Verified today, the 2 day of April 2025

Place: Delhi
Name of the Applicant: AN [REDACTED] RA
Date: 02-04-2025
Designation: CA

~Signature~

☒ Submit with external DSC Utility ☐ Submit with NIC DSC Utility

[Choose File](#) No file chosen

[Print](#) [download pdf](#) [Signed APL-05 With DSC](#)

e-filing Workflow: Appeal Filing : Submission : APL-02A Form

This is the Verification Page which will appear after Final submission.

Verification

I, AN [REDACTED] RA, hereby solemnly affirm and declare that the information given hereinabove is true and correct to the best of my knowledge and belief and the same is derived from information, documents and records in my possession and further that nothing has been concealed therefrom. I further declare that no appeal against the impugned order has been preferred by me or my behalf before any Court or Authority or is pending before any Court or Authority. Verified today, the 2 day of April 2025

~Signature~

Place: Delhi

Name of the Applicant: AN [REDACTED] RA

Date: 02-04-2025

Designation: CA

+ DSC-SIGNED APL-05

S.No.	Document Filed By.	No. of Pages	Document Type	Document Name	Action
1	Appellant	4	DSC-Signed-APL05	APL05 (2).pdf	<div>View</div>

Print

Click to Signed APL-05

Final Submit

e-filing Workflow: Appeal Filing : Submission : APL-02A Form

After submission, displaying Provisional Acknowledgement form with print & download options.

Form GST APL-02 Part A

Acknowledgment for submission of Appeal

Part A- Provisional Acknowledgement

Name of applicant: (ANGAD JASBIRSINGH ARORA) -- GSTIN/Temp ID/UIN/Reference Number: (29LALAB1221ERZ4) -- Date: (26-03-2025)



Your appeal has been successfully filed against (AD291124000131W).

An Appeal/Application has been submitted on the GST Appellate Tribunal portal is provisionally acknowledged and its acceptance/admission is subject to scrutiny by the Registry/Bench. The Provisional Acknowledgement number is (2025251201000001)

GSTIN/Temporary ID/UIN/ENR	: 29[REDACTED]Z4
Date of filing	: 26-03-2025
Time of filing	: 03:58:29 PM
Filing/Provisional Acknowledgment Number	: 20[REDACTED]01
Name of the person filing the appeal	: AN[REDACTED]RA
Appeal Fees	: 1000
Transaction ID	: 01[REDACTED]25
Place	: Delhi
Date	: 26-03-2025

ON Behalf of GST Appellate Tribunal

Note: E-filing will be complete only after successful payment and verification of payment by GSTAT



Receipt is generated with 16-digit filing number, and this completes submission of Appeal i.e. e-filing.

Print & download options



Support & Resources Portal Access

- For assistance or queries, please utilize the 'Help', 'FAQ', or 'Contact Us' sections available on the GSTAT e-Filing portal.
- Utilize the "Forgot User ID / Password" and "Unlock Account" features on the login page, if needed.

Goods and Services Tax Appellate Tribunal (GSTAT), Government of India



GSTAT e-Filing Portal

User Manual | Application Filing

Guide to Online Filing of Appeals and Applications

Issuing Authority: Goods and Services Tax Appellate Tribunal (GSTAT), Government of India

e-filing Workflow: Application Filling

When user logs in, Application Filling option is available in the sidebar menu as shown below.

The screenshot displays the GST Appellate Tribunal portal. At the top, there are logos for the tribunal, India's national emblem, and Digital India. A navigation bar includes links for HOME, CHANGE PASSWORD, EDIT PROFILE, and LOGOUT. The user is logged in as 'Welcome: 29LAB1221ERZ4'. The last login time is shown as 'Thu Mar 06 2025 14:19:23 IST'. On the left sidebar, under 'Appellant Corner', the 'Filing' menu is expanded, showing options like 'Draft Cases', 'Payment (Online)', 'Payment (Offline)', and 'E-Filed Cases'. A callout bubble points to the 'Application Filing' option under 'Filing'.

e-filing Workflow: Appeal List


After clicking on Application Filling the list of appeal filling window will appear.

Appeal List								
S. No.	Filing Number	Case No	GSTIN	Order Number	Case Type	Order Type	Case Status	Action
1	202		29I	ZD2	Appeal	Demand Order	Pending	Click
2	202		29I	ZD2	Appeal	Demand Order	Pending	Click
3	202	AP	29I	ZD2	Appeal	Enforcement Order	Pending	Click
4	202	A	29I	ZD2	Appeal	Demand Order	Pending	Click
5	202		29I	ZD2	Appeal	Demand Order	Disposed	Click
6	202		29I	ZD2	Appeal	Demand Order	Disposed	Click
7	202	A	29I	ZD2	Appeal	Enforcement Order	Disposed	Click
8	202		29I	ZD2	Appeal	Other order	Pending	Click
9	202		29I	ZD2	Appeal	Other order	Pending	Click
10	202	AP	29I	ZD2	Appeal	Demand Order	Pending	Click
11	202	AP	29I	098	Appeal	Demand Order	Pending	Click
12	202	AP	29I	ZD2	Appeal	Enforcement Order	Pending	Click
13	202	AP	29I	768	Appeal	Refund Order	Pending	Click

Go to the click option


e-filing Workflow: Application Filling :Basic Details

When a user selects any appeal under which user wants to fill application below page will appear for user to provide details.



GST

Appellate
Tribunal



एक कदम वास्तवता की ओर

Digital India
Power To Empower

[HOME](#)
[CHANGE PASSWORD](#)
[EDIT PROFILE](#)
[LOGOUT](#)

[Basic Details](#)
[Add Appellant](#)
[Add Respondent](#)
[Add Representative](#)
[Payment](#)
[Upload Document](#)
[Check List](#)
[Final Preview](#)

⬅
BASIC DETAILS

Reference No : -

Application Type*

-- Select Application Type --

Grounds of application*

-- Select Application Type --

Rectification of Mistake

Condonation of Delay

Clarification Application

Interlocutory Application

Review Application

Mention/Urgent

Miscellaneous Application

Withdrawal Application

Brief issue of the case under dispute*

Prayer*

Statement of fact

Reference/ acknowledgment no.



--Select Action By--

Brief Narration


[Previous](#)
[And Next](#)

e-filing Workflow: Add Appellant


On Add Appellant tab appellant details will appear.



GST Appellate Tribunal



एक कदम स्वच्छता की ओर



Digital India
Power To Empower

HOME

CHANGE PASSWORD

EDIT PROFILE

LOGOUT

Basic Details

Add Appellant

Add Respondent

Add Representative

Upload Document

Check List

Final Preview

Back

Add Appellant


Next


Reference No : - 202[REDACTED]76			
Name of Appellant	AN[REDACTED]RA	GSTIN/TemporaryID/UIN	GSTIN/TEMPORARYID/UIN
Pan Number		Official address	25[REDACTED]Ro
E-mail Id	aa[REDACTED]om	Mobile Number	99[REDACTED]99
Reset		Submit	

+ APPELLANT'S LIST


e-filing Workflow: Add Appellant

After adding details of appellant user can view the required details.






GST Appellate Tribunal



स्वच्छ भारत
एक कदम स्वच्छता की ओर



Digital India
Power To Empower

HOME

CHANGE PASSWORD

EDIT PROFILE

LOGOUT

Basic Details

Add Appellant

Add Respondent

Add Representative

Payment

Upload Document

Check List

Final Preview

Back

Add Appellant

Next

Reference No : - 20[REDACTED]76

Appellant added successfully

Name of Appellant

AN[REDACTED]RA

GSTIN/TemporaryID/UIN

GSTIN/TEMPORARYID/UIN

Pan Number

Official address

25[REDACTED]Cross Ro

E-mail Id

aaa@infosys.com

Mobile Number

99[REDACTED]99

Reset

Submit

+ APPELLANT'S LIST

S. No.	Name	Address	Mobile No	E-mail	PAN No	Action
1	AN[REDACTED]AR	252[REDACTED]Pha	99[REDACTED]	aaa[REDACTED]om		<div>Delete</div> <div>Edit</div>

Ver : 2.6

5 of 17

e-filing Workflow: Add Respondent

On Add Respondent tab, this window will appear.

GST Appellate Tribunal

एक कदम स्वच्छता की ओर

HOMECHANGE PASSWORDEDIT PROFILE

Basic DetailsAdd RespondentRespondent's ListFinal Preview

Attention

Do you want to add Respondent to the application?

YesNo

Back

Add Respondent

Next

Reference No : - 2076

Select Role in Main Case*

Select Role

Select Party Name

Select Party Name

Respondent Name*

Respondent Name

GSTIN/Temporary ID/UIN/ENR *

GSTIN/Temporary ID/UIN/ENR

Pan Number

Pan Number

Mobile Number

Mobile Number

E-mail Id*

email


Reset


Submit

+ RESPONDENT'S LIST


e-filing Workflow: Add Respondent

The details of respondent will appear on this window.






GST Appellate Tribunal



एक कदम स्वच्छता की ओर



Digital India
Power To Empower

HOME

CHANGE PASSWORD

EDIT PROFILE

LOGOUT

Basic Details

Add Appellant

Add Respondent

Add Representative

Payment

Upload Document

Check List

Final Preview

Back

Add Respondent

Next

Reference No : - 20[REDACTED]076

Select Role in Main Case*

Select Role

Select Party Name

Select Party Name

Respondent Name*

Respondent Name

GSTIN/Temporary ID/UIN/ENR *

GSTIN/Temporary ID/UIN/ENR

Pan Number

Pan Number

Mobile Number

Mobile Number

E-mail Id*

email

Reset

Submit

+ RESPONDENT'S LIST



S. No.	Name	Mobile No	E-mail	PAN No	Action
1	ANG [REDACTED]	99 [REDACTED]	aaa@[REDACTED].m	AI [REDACTED]	<div>Delete</div> <div>Edit</div>

Ver : 2.6



7 of 17

e-filing Workflow: Add Representative

On the Add Representative tab, below form will appear.



GST Appellate Tribunal



एक कदम स्वच्छता की ओर

Digital India
Power To Empower

HOMECHANGE PASSWORDEDIT PROFILELOGOUT

Basic DetailsAdd AppellantAdd RespondentAdd RepresentativePaymentUpload DocumentCheck ListFinal Preview

BackAdd RepresentativeNext

Reference No : - 2076

Select Appellant *

Select Appellant

Search Representative*

Representative

Submit



+ ADVOCATE'S LIST

Ver : 2.6


8 of 17

e-filing Workflow: Add Representative

The details of added representative will appear on this window.

GST Appellate Tribunal




[HOME](#)
[CHANGE PASSWORD](#)
[EDIT PROFILE](#)
[LOGOUT](#)

[Basic Details](#)
[Add Appellant](#)
[Add Respondent](#)
[Add Representative](#)
[Payment](#)
[Upload Document](#)
[Check List](#)
[Final Preview](#)

[Back](#)

Add Representative

[Next](#)

Reference No : - 20[REDACTED]76

Representative added successfully

Select Appellant *

Select Appellant

Search Representative*

Representative

Submit

+ ADVOCATE'S LIST

Search

Q

S. No.	Appellant/Respondent Name	Advocate Name	Bar Council No	Action
1	ANG [REDACTED] RA	AN [REDACTED] PTA	NA	Delete

e-filing Workflow: Payment

After clicking on Payment, the details will appear on this window.

Basic DetailsAdd AppellantAdd RespondentAdd RepresentativePaymentUpload DocumentCheck ListFinal Preview

Reference No : - 2041

Court Fees

Your Payable Amount is :5000 RupeesYour Remaining Amount to be paid :5000 Rupees

Select payment Mode

☐ Online (Pay Fees through Net Banking/Credit Card/Debit Card)

☐ Bharatkosh Offline

Continue

S. No.	GSTAT Txn Id.	Amount Rs.	Bharatkosh Txn Id	Payment Date	Payment Mode	Txn Status	Action
--------	---------------	------------	-------------------	--------------	--------------	------------	--------

Ver : 2.6

10 of 17

e-filing Workflow: Payment

By completing all payment details user clicks on **Proceed To Final Submit** button.

Basic DetailsAdd AppellantAdd RespondentAdd RepresentativePaymentUpload DocumentCheck ListFinal Preview

Reference No : - 2041

Court Fees

Your Payable Amount is :5000 RupeesYour Remaining Amount to be paid :0 Rupees

Select payment Mode



☐ Online (Pay Fees through Net Banking/Credit Card/Debit Card)
☐ Bharatkosh Offline

S. No.	GSTAT Txn Id.	Amount Rs.	Bharatkosh Txn Id	Payment Date	Payment Mode	Txn Status	Action
1	0741	2000	15224353	2025-04-01	Offline	SUCCESS	Delete
2	0741	1000	4567789	2025-04-01	Offline	SUCCESS	Delete
3	0741	1000	1234	2025-04-01	Offline	SUCCESS	Delete
4	0741	1000	123456789	2025-04-01	Offline	SUCCESS	Delete



Proceed To Final Submit

e-filing Workflow: Payment

When payment is successful, a confirmation message will appear.



GST Appellate Tribunal



एक कदम स्वच्छता की ओर
Digital India
Power To Empower

HOME

CHANGE PASSWORD

EDIT PROFILE

LOGOUT

Basic Details

Add Appellant

Add Respondent

Add Representative

Payment

Upload Document

Check List

Final Preview

Reference No : - 2076

Court Fees

Your Payment is done Successfully !!!!

Next

e-filing Workflow: Upload Document

On the Upload Document tab, Add Document window will open where the user can add documents and submit.

Basic DetailsAdd AppellantAdd RespondentAdd RepresentativePaymentUpload DocumentCheck ListFinal Preview

BackAdd DocumentNext

Reference No : - 2061

Document Uploaded successfully

Note: 1. Upload document in the sequence in which it appears in the document type dropdown.
2. Please Upload the document with proper pdf bookmarking.

☒ Submit without DSC

☐ Submit with DSC

Document Filed By*

Document Filed By

Document Type*

-- Document Type --

Select file*

Choose FileNo file chosen

Number of pages*

No Of Pages



Submit Without DSC



+ UPLOADED DOCUMENT'S LIST

S.No.	Document Filed By.	No. of Pages.	Document Type	Document Name	Action
1	Appellant	1	Application	C11.pdf	<div>ViewDelete</div>

e-filing Workflow: Check List

On the **Check List** tab, user selects “Yes” and enter “Y” in the Remarks field.

**GST Appellate Tribunal**



HOMECHANGE PASSWORDEDIT PROFILELOGOUT

Basic DetailsAdd AppellantAdd RespondentAdd RepresentativePaymentUpload Document**Check List**Final Preview

Reference No : - 20[REDACTED]76Date & Time : - Thu Mar 06 14:38:23 IST 2025



S.NO.	CheckList	Action	Remarks
1	Has the Application been prepared in English?	--Select ▼	
2	Where any orders/notices/statements being uploaded with the Application were passed in a language other than English, has an English translation been uploaded?	--Select ▼	
3	If an English translation has been uploaded, has an affidavit confirming the accuracy of the translation been uploaded by the person filing the Application?	--Select ▼	
4	Have the details of the appellate/revisional authority (designation and office) been correctly and fully filled in the present application?	--Select ▼	
5	Have the issues under dispute before the Tribunal been clearly stated in the present application?	--Select ▼	
6	Have all documents uploaded with the present Application been digitally signed by the person uploading them?	--Select ▼	
7	Have the fees as specified in rule 110(5) of the CGST Rules, 2017, been paid?	--Select ▼	
8	Have all documents referred to in the application as being annexed with been uploaded with correct indexing in a single PDF?	--Select ▼	

Select 'Yes' in this dropdown



Enter 'Y' in this field

e-filing Workflow: Check List

After filling out the checklist, user can submit the details.



GST Appellate Tribunal





HOME

CHANGE PASSWORD

EDIT PROFILE

LOGOUT



8	Have all documents referred to in the application as being annexed with been uploaded with correct indexing in a single PDF?	--Select	
9	Has bookmarking/pagination been done according to the index?	--Select	
10	Have all documents uploaded been color scanned from the respective originals?	--Select	
11	Are all type-written documents required to be uploaded, typewritten on one side of A4 size paper with double spacing, justified horizontal alignment in the specified font and font size?	--Select	
12	Are all documents/enclosures fully and properly scanned in A4 size Black & White at the specified DPI resolution, with no pages missing?	--Select	
13	If Paper Books are included, are they properly paginated and indexed?	--Select	
14	Are all affidavits properly attested and identified?	--Select	
15	Have the details of the case in connection with/ in relation to which the present Application is being filed (including the case number) been correctly filled in the present application?	--Select	
16	Any other	--Select	

Submit

e-filing Workflow: Final Preview

A final preview window will appear including all details specified before till now and by clicking on print user can save the details and by clicking on Final Submit button user can submit the form.

Basic DetailsAdd AppellantAdd RespondentAdd RepresentativePaymentUpload DocumentCheck ListFinal Preview

Reference No : - 2061Date & Time : - Tue Apr 15 16:42:44 IST 2025

PREVIEW AND CONFIRM FOR FINAL SUBMISSION

1. GSTIN/Temporary ID/UIN: 29Z4

2. Name of the appellant: ANRA

3. Address of the appellant: 25223

4. Respondent(s):

1) Assistant Commissioner (L & J)

5. Order appealed against: Demand Order Number: Z574P Date: 26/07/2017

6. Designation and Office of the Appellate Authority passing the order appealed against:

7. Date of communication of the order appealed against: 26/07/2017

8.

a) Details of order challenged before Appellate authority:

Number: Date:

(Specify the original order number and date passed by the proper officer which was challenged before the appellate authority e.g DRC/ REG/ INS/MOV/RFD etc)

b) Order type: Demand Order

c) Period of dispute From: 17/07/2017 To: 15/04/2025

9. Details of the authority passing the order specified : (Specify designation and Office of the said authority)

Designation: Office:

10. Act (CGST/ SGST/ IGST/ Cess) (*)

11. Details of Authorized Representative

Name of the authorized representative	Mobile number of AR	E-mail address of AR
Rajendra Prasad Gangula	9887	rajendrprasad.gangula@gmail.com

Verification

I, ANGAD JASBIRSINGH ARORA, hereby solemnly affirm and declare that the information given here in above is true and correct to the best of my knowledge and belief and nothing has been concealed therefrom.

Place: Delhi
Name of the Applicant: ANGAD JASBIRSINGH ARORA
Date: 15-04-2025
Designation/Status:

~Signature~

PrintFinal Submit

e-filing Workflow: Application Submitted

The Acknowledgment for Submission of Application will appear like as shown below.



Acknowledgment for submission of Application

Name of applicant: (A[REDACTED]A) -- GSTIN/Temp ID/UIN/Reference Number: () -- Date: (15-04-2025)

Your Application has been successfully filed against (20[REDACTED]153)

GSTIN/Temporary ID/UIN/ENR	:	
Date of filing	:	15-04-2025
Time of filing	:	04:21:40 PM
Filing Number	:	2[REDACTED]3
Name of the person filing the application	:	AN[REDACTED]RA
Application Fees	:	5000
Transaction ID	:	0[REDACTED]5
Place	:	Delhi
Date	:	15-04-2025

Note: E-filing will be complete only after successful payment and verification of payment by GST





Support & Resources Portal Access

- For assistance or queries, please utilize the 'Help', 'FAQ', or 'Contact Us' sections available on the GSTAT e-Filing portal.
- Utilize the "Forgot User ID / Password" and "Unlock Account" features on the login page, if needed.

Goods and Services Tax Appellate Tribunal (GSTAT), Government of India



GSTAT e-Filing Portal



User Manual | Upload Additional Document

Guide to Online Filing of Appeals and Applications

Issuing Authority: Goods and Services Tax Appellate Tribunal (GSTAT), Government of India

Upload Additional Document Workflow

After login, click on **Appellant Corner**, then click on **Upload Additional Document**. The user will be able to view the list of cases.



GST Appellate Tribunal

HOME

CHANGE PASSWORD

EDIT PROFILE

LOGOUT

Welcome: 291 [REDACTED] 2Z4

Appellant Corner

Filing

Upload Additional Document

Re-filing

Respondent Corner

My Account

Download e-Sign (DSC) Tool

Logout

Search Case By: * ☒ Filing No Wise ☐ Case No Wise

+ CHOOSE YOUR CORRESPONDING CASES

Search:

Sr. No	Filing Number	Date of Filing	Case Type	Case Title	Select
1	[REDACTED]	Mar 11, 2025	Appeal	ANG [REDACTED]	<div>Click To Upload</div>
2	[REDACTED]	Mar 11, 2025	Appeal	ANG [REDACTED]	<div>Click To Upload</div>
3	[REDACTED]	Mar 10, 2025	Appeal	ANG [REDACTED]	<div>Click To Upload</div>
4	[REDACTED]	Mar 10, 2025	Appeal	ANG [REDACTED]	<div>Click To Upload</div>
5	[REDACTED]	Mar 7, 2025	Appeal	ANG [REDACTED]	<div>Click To Upload</div>

Showing 1 to 5 of 23 entries

Previous

1

2

3

4

5



Next

Click on Appellant corner and then Upload Additional Document



Tap on Click to Upload

Upload Additional Document Workflow

Then click on Upload button and the required details are need to be filled. Then click on document type and select the appropriate document type.



GST Appellate Tribunal



HOME

CHANGE PASSWORD

EDIT PROFILE

LOGOUT

Welcome: 29[REDACTED]ERZ4

Appellant Corner

Respondent Corner

My Account

Download e-Sign (DSC) Tool

Logout

CONFIRM ALL DETAILS AND PROCEED

Document Filed By*

Petitioner

Filing Number*

2025[REDACTED]044

Name*

Select Your Party Name

Party No*

Mobile Number*

Email*

UPLOAD SECTION

☒ Submit with external DSC Utility

☐ Submit with NIC DSC Utility

Document Type*

Select Document Type

Select

Choose File

No file chosen

Back

Upload

Submit Documents List (**Multiple documents can be submitted together)

S.No.	Miscellaneous Number.	Party Name.	Document Type	Original File Name	View Document	Action
<div>Submit</div>						



Click on Document Type

Ver : 2.6


2 of 6

Upload Additional Document Workflow

After selecting document type then this pop-up message will appear.

GST Appellate Tribunal



[HOME](#)
[CHANGE PASSWORD](#)
[EDIT PROFILE](#)
[LOGOUT](#)

Welcome: 29 [REDACTED] RZ4

Appellant Corner

Respondent Corner

My Account

Download e-Sign (DSC) Tool

Logout

+ CONFIRM ALL DETAILS AND PROCEED

Document Filed By*

20 [REDACTED] 044

Name*

1

Mobile Number*

aaa@infosys.com

+ UPLOAD SECTION

☒ Submit with external DSC Utility
 ☐ Submit with NIS DSC Utility

Document Type*

Affidavits

Select file*

Choose File No file chosen

Back

Upload

+ Submit Documents List (**Multiple documents can be submitted together)

S.No.	Miscellaneous Number.	Party Name.	Document Type	Original File Name	View Document	Action
<div style="background-color: #2c3e50; color: white; padding: 5px 20px; display: inline-block;">Submit</div>						



Attention ! (Mandatory Points)

1. Only pdf file(s) can be uploaded.
2. File for uploading should be scanned in grey scale with 300 DPI.
3. No of pages in each uploaded file should not be greater than 300 pages.
4. Split scanned file(s) in different volumes for uploading, if single file size is greater than 50 MB.
5. Physical file submitted and online file submitted should be identical in volumes and number of pages.


Close

Upload Additional Document Workflow


Click on **choose file** to upload the document.



GST Appellate Tribunal



एक कदम स्वच्छता की ओर



Digital India
Power To Empower

HOME

CHANGE PASSWORD

EDIT PROFILE

LOGOUT

Welcome: 291[REDACTED]ERZ4

Appellant Corner

Respondent Corner

My Account

Download e-Sign (DSC) Tool

Logout

CONFIRM ALL DETAILS AND PROCEED

Document Uploaded successfully

Document Filed By*

Petitioner

Filing Number*

202[REDACTED]

Name*

ANG [REDACTED]

Party No*

1

Mobile Number*

1111111111

Email*

aaa@infosys.com

UPLOAD SECTION

☒ Submit with external DSC Utility

☐ Submit with NIC DSC Utility

Document Type*

Select Document Type

Select file*

Choose File

No file chosen

Back

Upload

Submit Documents List (**Multiple documents can be submitted together)



S.No.	Miscellaneous Number.	Party Name.	Document Type	Original File Name	View Document	Action
1	202[REDACTED]	ANG [REDACTED]	Affidavits	sample.pdf	View	Delete

Submit



Click on Choose File

Upload Additional Document Workflow

After click on Upload button, user will be able to upload the file. Then click on submit button.



GST Appellate Tribunal



HOME

CHANGE PASSWORD

EDIT PROFILE

LOGOUT

Welcome: 29L [redacted] 124

Appellant Corner

Respondent Corner

My Account

Download e-Sign (DSC) Tool

Logout

CONFIRM ALL DETAILS AND PROCEED

Document Uploaded successfully

Document Filed By*

Petitioner

Filing Number*

202 [redacted]

Name*

ANG [redacted]

Party No*

1

Mobile Number*

1111111111

Email*

aaa@infosys.com

UPLOAD SECTION

☒ Submit with external DSC Utility

☐ Submit with NIC DSC Utility

Document Type*

Select Document Type

Select file*

Choose File

No file chosen

Back

Upload

Submit Documents List (**Multiple documents can be submitted together)

S.No.	Miscellaneous Number.	Party Name.	Document Type	Original File Name	View Document	Action
1	202 [redacted]	ANG [redacted]	Affidavits	sample.pdf	View	Delete

Submit

Click on Upload



Click on Submit

Ver : 2.6


5 of 6

Upload Additional Document Workflow

After submitting user will get the acknowledgment of submitted document(s).

GST Appellate Tribunal



एक कदम स्वच्छता की ओर

[HOME](#)
[CHANGE PASSWORD](#)
[EDIT PROFILE](#)
[LOGOUT](#)

Welcome: 29 [REDACTED] ERZ4

Appellant Corner

Respondent Corner

My Account

Download e-Sign (DSC) Tool

Logout

You have uploaded below Document Successfully

Filing No : 202 [REDACTED]

Filing Date : 12-03-2025

S. No.	Filing Number	Miscellaneous No	Party Name	File Name
1	202 [REDACTED]	202 [REDACTED]	ANG [REDACTED]	sample.pdf

Receipt Print



Support & Resources Portal Access

- For assistance or queries, please utilize the 'Help', 'FAQ', or 'Contact Us' sections available on the GSTAT e-Filing portal.
- Utilize the "Forgot User ID / Password" and "Unlock Account" features on the login page, if needed.

Goods and Services Tax Appellate Tribunal (GSTAT), Government of India



GSTAT e-Filing Portal

User Manual | Appeal Re-filing

Guide to Online Filing of Appeals and Applications

Issuing Authority: Goods and Services Tax Appellate Tribunal (GSTAT), Government of India

e-filing Workflow: Refilling

Allowing user to view & cure the defects & then refile the appeal.

The screenshot displays the GST Appellate Tribunal portal interface. At the top, there are logos for the GST Appellate Tribunal, India, and Digital India. The header includes navigation links: HOME, CHANGE PASSWORD, EDIT PROFILE, and LOGOUT. A user welcome message shows "Welcome: 29 [redacted] RZ4".

Left Sidebar Menu:

- Welcome: 29 [redacted] RZ4
- Appellant Corner
 - Filing
 - Upload Additional Document
 - Re-filing
- Respondent Corner
- My Account
- Download e-Sign (DSC) Tool
- Logout

Main Content Area:

CHOOSE YOUR CORRESPONDING CASES FOR REFILING

Search:

Sr. No	Filing Number	Date of Filing	Case Type	Action	Select
1	[redacted]	26 Dec 2024	Restoration Application	<button>View Defect</button>	<button>click to edit</button>
2	[redacted]	10 Jan 2025	Condonation of Delay	<button>View Defect</button>	<button>click to edit</button>
3	[redacted]	26 Dec 2024	Appeal	<button>View Defect</button>	<button>click to edit</button>
4	[redacted]	18 Nov 2024	Appeal	<button>View Defect</button>	<button>click to edit</button>
5	[redacted]	25 Nov 2024	Appeal	<button>View Defect</button>	<button>click to edit</button>

Showing 1 to 5 of 12 entries

Navigation: Previous | 1 | 2 | 3 | Next

Annotations:

- A callout points to the "Re-filing" option in the left sidebar menu.
- A callout points to the "View Defect" button in the first row of the table, with the text: "Click on View defect to check the defects."
- A callout points to the "click to edit" button in the last row of the table, with the text: "Click to edit to make..."

e-filing Workflow: Refilling

After clicking on View Defect, a generated pdf appears on the screen.

GSTAT
Delhi (PB)

Sl. No. 20100/GSTAT/PB/2025

Dated 03/06/2025

Notice

Filing No. 20[REDACTED]39

AN[REDACTED]RA

VS

A[REDACTED]nr.

To, A[REDACTED]RA

Appellant/Applicant

Respondent

Subject- Appeal before Goods and services Tax Appellate Tribunal constituted under section 109 of the Central Goods and Services Tax Act, 2017 filed against the order no 2D290325000368H dated 06/03/2025 passed by Appellate/Revisional Authority under Section 107/108 of the Act-Regarding

You are hereby informed that upon scrutiny of the above noted appeal/application filed by you in terms of rule ____ of the Goods and Services Tax Appellate Tribunal (Procedure) Rules, 2024, the following defects have been noted: -

Defect List

1.	Has the Appeal been prepared in English?	Appeal is prepared in English
2.	Has the order appealed against (i.e., the order of the Appellate/Revisional authority) been uploaded with a self-certified copy?	order appealed against (i.e., the order of the Appellate/Revisional authority)'s not self-certified

3.	Have the issues under dispute before the Tribunal been clearly stated in the present appeal?	issues under dispute is not clearly mentioned in this appeal
----	--	--


The aforesaid defects have also been communicated to you on the copy/link sent to you on your email/phone.

You are hereby directed to remove the said defects and re-submit the said appeal/application on the portal within 21 days of the date of this notice/on or before 02/07/2025, failing which the said appeal/application is liable to be rejected


Registrar/ Add Registrar/ Joint Registrar : registrar
GSTAT,
Delhi (PB)

e-filing Workflow: Refilling

Defective PDFs will be identified and defects will be corrected in the respective tabs.




GST
Appellate
Tribunal



Digital India
Power To Empower

[HOME](#)
[CHANGE PASSWORD](#)
[EDIT PROFILE](#)
[LOGOUT](#)

[Case Detail](#)
[Edit Appellant](#)
[Edit Respondent](#)
[Edit Representative](#)
[Edit Payment](#)
[Document Upload](#)
[Preview](#)

 Edit Respondent
Click On Next Button in Preview tab for Final Submission

Reference No : -20 340

Respondent Name*	<input type="text" value="Respondent Name"/>	Designation*	<input type="text" value="Designation"/>
Office*	<input type="text" value="Office"/>	Contact Number*	<input type="text" value="Contact Number"/>
E-mail Id*	<input type="text" value="Email"/>		

[Reset](#)
[SaveOrUpdate](#)

+ RESPONDENT'S LIST

S. No.	Name	Designation	Office	Mobile No	E-mail	Action
1	A gh	CA	Delhi			Edit
2	Ass J)		Delhi	96xxxxxxx11	a*****6@gmail.com	

Re-filing Workflow: Re-Filing

After clicking on edit option this Document Upload page will appear.

Document Upload

Preview

DOCUMENT UPLOAD

Click On Next Button in Preview tab for Final

Reference No : -2

Document Filed By*:

Appellant

Filing Number*:

202

Name*:

AN

AR

Mobile Number*:

91

Email*:

kris

com

+ Refile Document

☒ Submit with external DSC Utility

☐ Submit with NIC DSC Utility

Sr. No.	Miscellaneous No.	Party Name	Document Type	Original File Name	Action	Replace Existing Document
1	202	AN		Test Data PDF.pdf	View Delete	<div><div>Choose File</div>No file chosen<div>Upload</div></div>

Additional Documents

☒ Submit without DSC

☐ Submit with DSC

Document Type*

--Document Type--


Choose File


No file chosen

Upload


Re-filing Workflow: Re-Filling

This is the full page which will appear.






GST Appellate Tribunal



सर्वकार भारत
एक कदम स्वच्छता की ओर



Digital India
Power to Empower

HOME

CHANGE PASSWORD

EDIT PROFILE

LOGOUT

3	202	ANG	Case-Management-Appeal-PDF-Upload	GST APL-04.pdf	View Delete	<div><div>Choose File</div><div>No file chosen</div><div>Upload</div></div>
4	202	ANG	Condonation of Delay	sample.pdf	View Delete	<div><div>Choose File</div><div>No file chosen</div><div>Upload</div></div>
5	202	ANG	Higher Court Orders Self calculation sheet	sample.pdf	View Delete	<div><div>Choose File</div><div>No file chosen</div><div>Upload</div></div>
6	202	ANG	Impugned Order	sample.pdf	View Delete	<div><div>Choose File</div><div>No file chosen</div><div>Upload</div></div>
7	202	ANG	Payment Receipt	sample.pdf	View Delete	<div><div>Choose File</div><div>No file chosen</div><div>Upload</div></div>

Additional Documents

☒ Submit without DSC

☐ Submit with DSC

Document Type*

--Document Type--

Choose File

No file chosen



Upload

Ver : 2.6

5 of 10

Re-filing Workflow: Re-Filling

In Document Type a list of options will open.



GST Appellate Tribunal

3

202

AN

4

202

AN

5

202

AN

6

202

AN

Submit without DSC

Submit with DSC

Document Type*

--Document Type--

--Document Type--

Appeal

Affidavits

Annexure

Vakaltnama

Proof-of-Service

Application

CPC

Any-Other-Document

Report

condonation-of-delay

Impugned-Order

Payment-Receipt

Board-Resolution

Vakaltnama-Authorization-Letter-MOA

Caveat-Clearance

Interlocutory-Application

DSC-Signed-APL05

DSC-Signed-APL07

Higher-Court-Orders-Self-calculation-sheet

HOME

CHANGE PASSWORD

EDIT PROFILE

LOGOUT

Delete

Choose File

No file chosen

Upload

Delete

Choose File

No file chosen

Upload

Delete

Choose File

No file chosen

Upload

Delete

Choose File

No file chosen

Upload

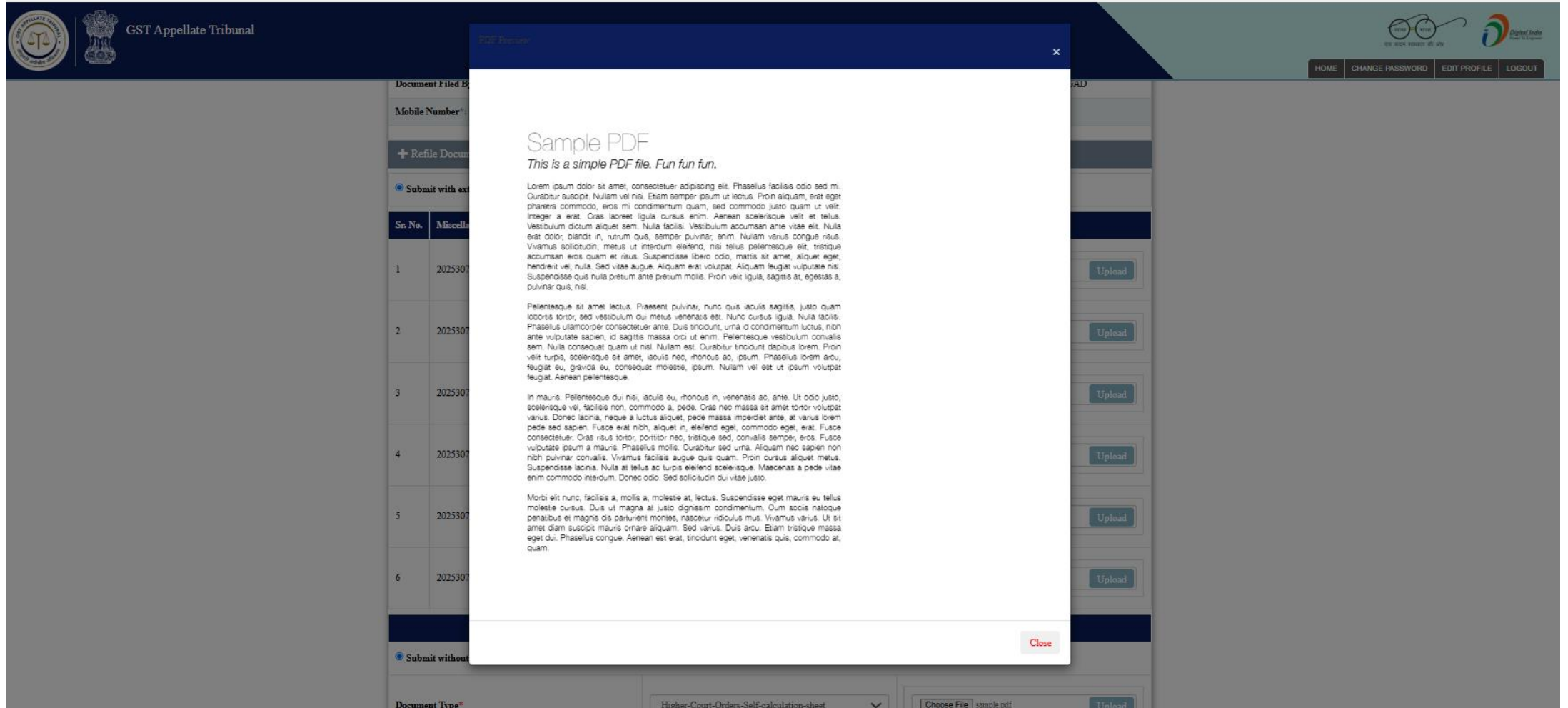
Choose File

No file chosen

Upload

Re-filing Workflow: Re-Filling

When selecting a document type and upload the file, a preview will appear like this on clicking on the View button.



Re-filing Workflow: Re-Filling

After completing the previous tab, a preview will appear like this.

Document Upload

Preview

PREVIEW AND CONFIRM FOR FINAL SUBMISSION (FORM GST APL-05)

1. GSTIN/Temporary ID/UTN: 29

2. Name of the appellant: AN

3. Address of the appellant: 252

4. Respondent(s):

Name of Respondent	Address of Respondent
Raju	DELHI
Assistant Commissioner (L & J)	Delhi

5. Order appealed against: Demand Order Number: 1 Date: 26/03/2025

6. Designation and Office of the Appellate Authority passing the order appealed against:

7. Date of communication of the order appealed against:

8.

a) Details of order challenged before Appellate authority Number: Date:
(Specify the original order number and date passed by the proper officer which was challenged before the appellate authority e.g DRC/ REG/ INS/MOV/RFD etc)

b) Order type:

c) Period of dispute From: 26/03/2025 To: 26/03/2025

9. Details of the authority passing the order specified : (Specify designation and Office of the said authority)
Designation: Office:

10. Act (CGST/ SGST/ IGST/ Cess) (*)
1) CGST & SGST

11. Details of Authorized Representative

a) Name of the authorized representative: Raj

b) Mobile number of AR:

c) E-mail address of AR: ra.com

12. Details of the case under dispute

a) Category of case under dispute:

Category of case under dispute	HSN List	Notification No	Notification Date	Section And Rule	Amount
Wrong applicability of a notification issued under the provisions of this Act		2134	26/03/2025	0	23

13. Case Summary:

Issue related To	As per order of adjudicating authority	As determined by Appellate/Revisional authority	As per stand of appellant before Tribunal	As declared/ claimed by present Appellant
Short or non-payment of tax				

Re-filing Workflow: Re-Filing

This is the full preview page which will appear.

13. Case Summary:

Issue related To	As per order of adjudicating authority	As determined by Appellate/Revisional authority	As per stand of appellant before Tribunal	As declared/ claimed by present Appellant
Short or non-payment of tax				

14. Statement of facts :

Reference/acknowledgment No	Action By	Date	Brief Narration

15. Grounds of appeal : sdfgjhgdgfhj

16. Prayer : trtyuytdrgfghjk

17. Details of demand created, disputed and admitted:

Particulars	Central Tax			State/UT Tax			Integrated Tax			Cess		
	Amount demanded/rejected, if any	Amount Admitted	Amount Under Dispute	Amount demanded/rejected, if any	Amount Admitted	Amount Under Dispute	Amount demanded/rejected, if any	Amount Admitted	Amount Under Dispute	Amount demanded/rejected, if any	Amount Admitted	Amount Under Dispute
a) Tax	5.0	0.0	5.0	8.0	0.0	8.0	4.0	0.0	4.0	0.0	0.0	0.0
b) Interest	3.0	0.0	0.0	5.0	0.0	0.0	4.0	0.0	0.0	0.0	0.0	0.0
c) Penalty	5.0	0.0	0.0	3.0	0.0	0.0	2.0	0.0	0.0	0.0	0.0	0.0
d) Fees	0.0	0.0	0.0	0.0	0.0	0.0	0.0	0.0	0.0	0.0	0.0	0.0
e) Other Charges	0.0	0.0	0.0	0.0	0.0	0.0	0.0	0.0	0.0	0.0	0.0	0.0

18. Details of payment of admitted amount and pre-deposit:

a) Details of amount payable

Particulars	Central Tax		State/UT Tax		Integrated Tax		Cess		Total amount	
	(a) Admitted Amount	(b) Pre-deposit (10% of disputed tax)	(a) Admitted Amount	(b) Pre-deposit (10% of disputed tax)	(a) Admitted Amount	(b) Pre-deposit (10% of disputed tax)	(a) Admitted Amount	(b) Pre-deposit (10% of disputed tax)	(a) Admitted Amount	(b) Pre-deposit (10% of disputed tax)
a) Tax	0.0	0.5	0.0	0.8	0.0	0.4	0.0	0.0	0.0	1.7
b) Interest	0.0	0.0	0.0	0.0	0.0	0.0	0.0	0.0	0.0	0.0
c) Penalty	0.0	0.0	0.0	0.0	0.0	0.0	0.0	0.0	0.0	0.0
d) Fees	0.0	0.0	0.0	0.0	0.0	0.0	0.0	0.0	0.0	0.0
e) Other	0.0	0.0	0.0	0.0	0.0	0.0	0.0	0.0	0.0	0.0

Sr. No.	Description	Tax Payable	Paid through Cash/Credit Ledger	Debit Entry No.	Amount of Tax Paid			
					Integrated Tax	Central Tax	State/UT Tax	Cess
1.	Integrated Tax	0.4						
2.	Central Tax	0.5						
3.	State/UT Tax	0.8						
4.	CESS Tax	0.0						

c) Interest, penalty, late fee and any other amount payable and paid:

Description	Amount Payable			
	Integrated Tax	Central Tax	State/UT Tax	Cess
Interest	0.0	0.0	0.0	0.0
Penalty	0.0	0.0	0.0	0.0
Late Fee	0.0	0.0	0.0	0.0
Others (Specify)	0.0	0.0	0.0	0.0

Description	Debit Entry No	Amount Paid			
		Integrated Tax	Central Tax	State/UT Tax	Cess

Verification

I, AN [REDACTED] RA, hereby solemnly affirm and declare that the information given here in above is true and correct to the best of my knowledge and belief and nothing has been concealed therefrom.

~Signature~

Place: Delhi
Name of the Applicant: AN [REDACTED] RA
Date: 02-04-2025
Designation Status:

☒ Submit with external DSC Utility ☐ Submit with NIC DSC Utility

Choose File No file chosen

download pdf

Print

Final Submit

Re-filing Workflow: Re-Filing

Successfully Uploaded Document.

You have uploaded below Document Successfully

Filing No : 202

Filing Date : 02-04-2025

S. No.	Filing Number	Miscellaneous No	Party Name	File Name
1	202	202	ANG	Test Data PDF.pdf

Receipt Print



Support & Resources Portal Access

- For assistance or queries, please utilize the 'Help', 'FAQ', or 'Contact Us' sections available on the GSTAT e-Filing portal.
- Utilize the "Forgot User ID / Password" and "Unlock Account" features on the login page, if needed.

Goods and Services Tax Appellate Tribunal (GSTAT), Government of India



GSTAT e-Filing Portal

User Manual | Application Re-Filing

Guide to Online Filing of Appeals and Applications

Issuing Authority: Goods and Services Tax Appellate Tribunal (GSTAT), Government of India



e-filing Workflow: Application Re-Filing

When User logs in, Appellant Corner is available on the sidebar menu, click on Re-filing option.



e-filing Workflow: Application Re-Filing

In Application Re-filing click on View Defect.



GST Appellate Tribunal

HOME

CHANGE PASSWORD

EDIT PROFILE

LOGOUT

Welcome: 29 [redacted] 14

Appellant Corner

Respondent Corner

My Account

Download e-Sign (DSC) Tool

Logout

+

CHOOSE YOUR CORRESPONDING CASES FOR REFILING

Search

Sr. No	Filing Number	Date of Filing	Case Type	Action	Select
6	2 [redacted] 10/1	Mar 18, 2025	Appeal	View Defect	click to edit
7	2 [redacted] 44	Feb 15, 2025	Appeal	View Defect	Case Rejected
8	2 [redacted] 92	Apr 4, 2025	Appeal	View Defect	click to edit
9	2 [redacted] 78	Apr 21, 2025	Condonation of Delay	View Defect	click to edit

Showing 6 to 9 of 9 entries

Previous

1

2

Next

Click on View Defect

e-filing Workflow: Application Re-Filing

After clicking on View defect page, the generated defect- pdf will be appear here.

GSTAT
Delhi (PB)

Sl. No. 2

Dated 21/04/2025

Notice

Filing No. 20

ANG

... Appellant/Applicant

VS

Ra

.....Respondent

To,

AN

Subject- Appeal before Goods and services Tax Appellate Tribunal constituted under section 109 of the Central Goods and Services Tax Act, 2017 filed against the order no ZD290225000371W dated 10/02/2025 passed by Appellate/Revisional Authority under Section 107/108 of the Act-Regarding

You are hereby informed that upon scrutiny of the above noted appeal/application filed by you in terms of rule ____ of the Goods and Services Tax Appellate Tribunal (Procedure) Rules, 2024, the following defects have been noted: -

Defect List

1.	not required
2.	not required
3.	not required

The aforesaid defects have also been communicated to you on the copy/link sent to

you on your email/phone.

You are hereby directed to remove the said defects and re-submit the said appeal/application on the portal within 21 days of the date of this notice/on or before 21/05/2025, failing which the said appeal/application is liable to be rejected

Registrar/ Add Registrar/ Joint Registrar : registrar
GSTAT,
Delhi (PB)

e-filing Workflow: Application Re-Filing

In Application Re-filing, click on **click to edit** button.



GST Appellate Tribunal

HOME

CHANGE PASSWORD

EDIT PROFILE

LOGOUT



Welcome: 2 Z4

Appellant Corner

Respondent Corner

My Account

Download e-Sign (DSC) Tool

Logout

+

CHOOSE YOUR CORRESPONDING CASES FOR REFILING

Search:

Sr. No	Filing Number	Date of Filing	Case Type	Action	Select
6	20 0/1	Mar 18, 2025	Appeal	<div>View Defect</div>	<div>click to edit</div>
7	20 4	Feb 15, 2025	Appeal	<div>View Defect</div>	<div>Case Rejected</div>
8	20 92	Apr 4, 2025	Appeal	<div>View Defect</div>	<div>click to edit</div>
9	20 78	Apr 21, 2025	Condonation of Delay	<div>View Defect</div>	<div>click to edit</div>

Showing 6 to 9 of 9 entries

Previous

1

2

Next

Click on “click to edit”

e-filing Workflow: Application Re-Filing

When uploading document select a document then click on upload button.

Document Upload

Preview

DOCUMENT UPLOAD

Click On Next Button in Preview tab for Final

Reference No : -20[REDACTED]2

Document Filed By*:

Appellant

Filing Number*:

20[REDACTED]1

Name*:

AN[REDACTED]
AR[REDACTED]

Mobile Number*:

91[REDACTED]

Email*:

kr[REDACTED]m

+ Refile Document

☒ Submit with external DSC Utility

☐ Submit with NIC DSC Utility

Sr. No.	Miscellaneous No.	Party Name	Document Type	Original File Name	Action	Replace Existing Document
1	20[REDACTED]1	A[REDACTED]H	Impugned Order	C11.pdf	View Delete	<div><div>Choose File</div>C11.pdf<div>Upload</div></div>
2	20[REDACTED]1	A[REDACTED]H	Payment Receipt	C11.pdf	View Delete	<div><div>Choose File</div>C11.pdf<div>Upload</div></div>

Additional Documents

☒ Submit without DSC

☐ Submit with DSC

Document Type*

Appeal

Choose File

C11.pdf

Upload

e-filing Workflow: Application Re-Filing

After clicking on preview button the full preview page will appear like this.

Document Upload

Preview

PREVIEW AND CONFIRM FOR FINAL SUBMISSION (FORM GST APL-05)

1. GSTIN/Temporary ID/UIN: 29[REDACTED]4

2. Name of the appellant: AN[REDACTED]

3. Address of the appellant: 252[REDACTED]33

4. Respondent(s):

Name of Respondent	Address of Respondent
SASA	
Assistant Commissioner (L & J)	Delhi

5. Order appealed against: Demand Order Number: 22222222222222 Date: 14/04/2025

6. Designation and Office of the Appellate Authority passing the order appealed against:

7. Date of communication of the order appealed against:

8.

a) Details of order challenged before Appellate authority Number: Date:
(Specify the original order number and date passed by the proper officer which was challenged before the appellate authority e.g DRC/ REG/ INS/MOVRFD etc)

b) Order type:

c) Period of dispute From: 18/04/2025 To: 19/04/2025

9. Details of the authority passing the order specified : (Specify designation and Office of the said authority)
Designation: Office:

10. Act (CGST/ SGST/ IGST/ Cess) (*)
1) CGST & SGST

11. Details of Authorized Representative

a) Name of the authorized representative: Rajesh

b) Mobile number of AR: 9[REDACTED]

c) E-mail address of AR: r[REDACTED]om

12. Details of the case under dispute

a) Category of case under dispute:

Category of case under dispute	HSN List	Notification No	Notification Date	Section And Rule	Amount
Wrong applicability of a notification issued under the provisions of this Act		1	16/04/2025	0	

13. Case Summary:

Issue related To	As per order of adjudicating authority	As determined by Appellate/Revisional authority	As per stand of appellant before Tribunal	As declared/ claimed by present Appellant
Classification dispute	33	333	33	33

14. Statement of facts :

Reference/acknowledgment No	Action By	Date	Brief Narration

15. Grounds of appeal : I WANT TO

16. Prayer : AAAB

17. Details of demand created, disputed and admitted:

Particulars	Central Tax			State/UT Tax			Integrated Tax			Cess			A U D
	Amount demanded/rejected, if any	Amount Admitted	Amount Under Dispute	Amount demanded/rejected, if any	Amount Admitted	Amount Under Dispute	Amount demanded/rejected, if any	Amount Admitted	Amount Under Dispute	Amount demanded/rejected, if any	Amount Admitted		
a) Tax	0.0	0.0	0.0	0.0	0.0	0.0	0.0	0.0	0.0	0.0	0.0	0.	
b) Interest	0.0	0.0	0.0	0.0	0.0	0.0	0.0	0.0	0.0	0.0	0.0	0.	
c) Penalty	0.0	0.0	0.0	0.0	0.0	0.0	0.0	0.0	0.0	0.0	0.0	0.	
d) Fees	0.0	0.0	0.0	0.0	0.0	0.0	0.0	0.0	0.0	0.0	0.0	0.	
e) Other Charges	0.0	0.0	0.0	0.0	0.0	0.0	0.0	0.0	0.0	0.0	0.0	0.	

18. Details of payment of admitted amount and pre-deposit:

a) Details of amount payable:

Particulars	Central Tax		State/UT Tax		Integrated Tax		Cess		Total amount	
	(a) Admitted Amount	(b) Pre-deposit (10% of disputed tax)	(a) Admitted Amount	(b) Pre-deposit (10% of disputed tax)	(a) Admitted Amount	(b) Pre-deposit (10% of disputed tax)	(a) Admitted Amount	(b) Pre-deposit (10% of disputed tax)	(a) Admitted Amount	(b) Pre-deposit (10% of disputed tax)
a) Tax	0.0	0.0	0.0	0.0	0.0	0.0	0.0	0.0	0.0	0.0
b) Interest	0.0	0.0	0.0	0.0	0.0	0.0	0.0	0.0	0.0	0.0
c) Penalty	0.0	0.0	0.0	0.0	0.0	0.0	0.0	0.0	0.0	0.0
d) Fees	0.0	0.0	0.0	0.0	0.0	0.0	0.0	0.0	0.0	0.0
e) Other Charges	0.0	0.0	0.0	0.0	0.0	0.0	0.0	0.0	0.0	0.0

b) Details of payment of admitted amount and pre-deposit (pre-deposit 10% of the disputed admitted tax and cess):

Sr. No.	Description	Tax Payable	Paid through Cash/Credit Ledger	Debit Entry No.	Amount of Tax Paid			
					Integrated Tax	Central Tax	State/UT Tax	Cess
1.	Integrated Tax	0.0						
2.	Central Tax	0.0						
3.	State/UT Tax	0.0						
4.	CESS Tax	0.0						

c) Interest, penalty, late fee and any other amount payable and paid:

Description	Amount Payable			
	Integrated Tax	Central Tax	State/UT Tax	Cess
Interest	0.0	0.0	0.0	0.0
Penalty	0.0	0.0	0.0	0.0
Late Fee	0.0	0.0	0.0	0.0
Others (Specify)	0.0	0.0	0.0	0.0

Description	Debit Entry No	Amount Paid			
		Integrated Tax	Central Tax	State/UT Tax	Cess

e-filing Workflow: Application Re-Filing

After uploading document, click on Final Submit button.

Verification

I, A [redacted] A, hereby solemnly affirm and declare that the information given here in above is true and correct to the best of my knowledge and belief and nothing has been concealed therefrom.

Place: Delhi

Name of the Applicant: A [redacted] A

Date: 21-04-2025

Designation/Status:

~Signature~

☒ Submit with external DSC Utility

☐ Submit with NIC DSC Utility

Choose File

No file chosen



download pdf

Print

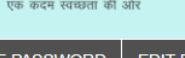

Final Submit

e-filing Workflow: Application Re-Filing

After submitting, The final receipt will appear as shown below.

GST Appellate Tribunal

[HOME](#)
[CHANGE PASSWORD](#)
[EDIT PROFILE](#)
[LOGOUT](#)

Welcome: 254

Appellant Corner

Respondent Corner

My Account

Download e-Sign (DSC) Tool

Logout

You have uploaded below Document Successfully

Filing No : 281

Filing Date : 21-04-2025

S. No.	Filing Number	Miscellaneous No	Party Name	File Name
1	281		A81	C11.pdf
2	281		A81	C11.pdf
3	281		A81	C11.pdf
4	281		A81	C11.pdf
5	281		A81	C11.pdf
6	281		A81	C11.pdf

Receipt Print



Support & Resources Portal Access

- For assistance or queries, please utilize the 'Help', 'FAQ', or 'Contact Us' sections available on the GSTAT e-Filing portal.
- Utilize the "Forgot User ID / Password" and "Unlock Account" features on the login page, if needed.

Goods and Services Tax Appellate Tribunal (GSTAT), Government of India



GSTAT e-Filing Portal


User Manual | Upload Additional Document Re-Filing

Guide to Online Filing of Appeals and Applications


Issuing Authority: Goods and Services Tax Appellate Tribunal (GSTAT), Government of India

Upload Additional Document Workflow: Upload Additional Document Re-Filing

After login: on the left-hand panel click on **Appellant Corner > Upload Additional Document**. Then user will be able to view the list of cases. In the list of cases, user will click on **Click To Edit** button.



GST
Appellate
Tribunal



Welcome: 29 [REDACTED] Z4

- Appellant Corner ▾
- Respondent Corner ▾
- > Filing 📁 ▾
- > Upload Additional Document
- > Re-filing
- > Re-File Reply/Cross Objections
- 👤 My Account ▾
- Download e-Sign (DSC) Tool ▾
- ⏻ Logout

+ CHOOSE YOUR CORRESPONDING CASES FOR REFILING

Search:

Sr. No	Filing Number	Date of Filing	Case Type	Action	Select
1	20[REDACTED]72	May 6, 2025	Miscellaneous Application	<button>View Defect</button>	<button>click to edit</button>
2	20[REDACTED]01	May 1, 2025	Appeal	<button>View Defect</button>	<button>Refiling Not Allowed</button>
3	20[REDACTED]14/3	Mar 18, 2025	Appeal	<button>View Defect</button>	<button>Refiling Not Allowed</button>
4	20[REDACTED]33/1	Mar 21, 2025	Appeal	<button>View Defect</button>	<button>Refiling Not Allowed</button>
5	20[REDACTED]20/1	Jun 2, 2025	Appeal	<button>View Defect</button>	<button>click to edit</button>

Showing 1 to 5 of 2

Previous
1
2
3
4
Next

Click on Refiling button

→

Click on Upload
Additional Documents

Upload Additional Document Workflow: Upload Additional Document

User selects the **Document Type** from the dropdown and click on the **Choose File** button to upload the document.
User will click on the **Preview** button to proceed further.

GST
Appellate
Tribunal

[HOME](#)
[CHANGE PASSWORD](#)
[EDIT PROFILE](#)
[LOGOUT](#)

Document Upload
Preview

DOCUMENT UPLOAD

Click On Next Button in Preview tab for Final

Reference No : -20[REDACTED]79

Document Filed By*:	Appellant	Filing Number*:	20[REDACTED]72	Name*:	A[REDACTED]GH
Mobile Number*:	90[REDACTED]11	Email*:	ab[REDACTED]om		

Refile Document

☒ Submit with external DSC Utility ☐ Submit with NIC DSC Utility

Sr. No.	Miscellaneous No.	Party Name	Document Type	Original File Name	Action	Replace Existing Document
1	20[REDACTED]72	A[REDACTED]H A[REDACTED]	Application	file-sample_150kB.pdf	View Delete	<div style="border: 1px solid #ccc; padding: 5px; display: flex; align-items: center;"> <div style="border: 1px solid #ccc; padding: 2px 5px; margin-right: 5px;">Choose File</div> <div style="margin-right: 5px;">No file chosen</div> <div style="background-color: #0070c0; color: white; padding: 2px 10px; border-radius: 3px;">Upload</div> </div>

Additional Documents

☒ Submit with external DSC Utility ☐ Submit with NIC DSC Utility

Document Type*

--Document Type--

v

Choose File

No file chosen

Upload

Click
Additional

Click to Upload
Additional Documents

Upload Additional Document Workflow: Upload Additional Document

This screen will appear to preview and confirm for final submission. User will click on the **Next** button to submit the details.

GST
Appellate
Tribunal

एक कदम स्वच्छता की ओर

Digital India
Power To Empower

HOME

CHANGE PASSWORD

EDIT PROFILE

LOGOUT

Document Upload

Preview

Reference No : - 20[REDACTED]9

Date & Time : - Tue Jun 03 15:58:22 IST 2025

PREVIEW AND CONFIRM FOR FINAL SUBMISSION

1. GSTIN/Temporary ID/UIN:

2. Name of the appellant:

3. Address of the appellant:

4. Respondent(s):

Name of Respondent	Address of Respondent
NA	

5. Details of application and against which appeal we are filing: Miscellaneous Application

6. Act (CGST/ SGST/ IGST/ Cess) (*)
1) CGST & SGST

7. Details of Authorized Representative

Name of the authorized representative	Mobile number of AR	E-mail address of AR
R [REDACTED]	9 [REDACTED] 7	r [REDACTED]@gm

Verification

I, ANGAD JASBIRSINGH ARORA, hereby solemnly affirm and declare that the information given here in above is true and correct to the best of my knowledge and belief and nothing has been concealed therefrom.

Place: Delhi

Name of the Applicant:

Date: 03-06-2025

Designation/Status:

~Signature~



Print

Next

Click on
Next button

Upload Additional Document Workflow: Upload Additional Document

After submitting the details, user can view and print the receipt.




GST
Appellate
Tribunal


Welcome: 29 Z4


● Appellant Corner

● Respondent Corner


 My Account

● Download e-Sign (DSC) Tool

 Logout



एक कदम स्वच्छता की ओर



Digital India
Power To Empower

HOME

CHANGE PASSWORD

EDIT PROFILE

LOGOUT

You have uploaded below Document Successfully

Filing No : 20 72

Filing Date : 03-06-2025

S. No.	Filing Number	Miscellaneous No	Party Name	File Name
1	20 72		AN RA	file-sample_150kB.pdf

Receipt Print



Support & Resources Portal Access

- For assistance or queries, please utilize the 'Help', 'FAQ', or 'Contact Us' sections available on the GSTAT e-Filing portal.
- Utilize the "Forgot User ID / Password" and "Unlock Account" features on the login page, if needed.

Goods and Services Tax Appellate Tribunal (GSTAT), Government of India



GSTAT e-Filing Portal



User Manual | Cross Objection Filing

Guide to Online Filing of Appeals and Applications


Issuing Authority: Goods and Services Tax Appellate Tribunal (GSTAT), Government of India

Cross Objection filing Workflow: Cross Objection Filling

After login, click on **Filing** option and then click on **File Reply/Cross Objections**. After clicking on proceed button user will be able to view the basic details.

GST Appellate Tribunal



एक कदम स्वच्छता की ओर

[HOME](#)
[CHANGE PASSWORD](#)
[EDIT PROFILE](#)
[LOGOUT](#)

Welcome: 29LALAB1221ERZ4

- Appellant Corner**
- Respondent Corner**
- Filing
 - File Reply/Cross Objections
 - Application Filing
- Upload Additional Document
- Re-filing
- Re-File Reply/Cross Objections

+ CHOOSE YOUR CORRESPONDING CASES TO ASSIGN

Search:

Sr. No	GSTIN	Filing No	Date of Filing	Case Title	Case No	Select
6	[REDACTED]	20[REDACTED]	Nov 12, 2024	Za [REDACTED]	NA	Not Allowed
7	29[REDACTED]	20[REDACTED]	Mar 5, 2025	Ha [REDACTED]	6/APL/2025	Proceed
8	29[REDACTED]	20[REDACTED]	Mar 4, 2025	Ha [REDACTED]	4/APL/2025	Proceed
9	29[REDACTED]	20[REDACTED]	Mar 4, 2025	Ha [REDACTED]	3/APL/2025	Proceed
10	29[REDACTED]	20[REDACTED]	Nov 19, 2024	Za [REDACTED]	NA	Not Allowed



Showing 6 to 10 of 14 entries

[Previous](#)
1
2
3
[Next](#)



Click on
proceed

Cross Objection filing Workflow: Basic Details

The basic details window will appear as shown below.



GST Appellate Tribunal



एक कदम स्वच्छता की ओर
Digital India
Power To Empower

HOME

CHANGE PASSWORD

EDIT PROFILE

LOGOUT

Basic Details

Appellant Details

Authorized representative details

File Reply Details

Upload Document

Final Preview

⬅ Back

Basic Details



Next ➡

Filing No :-



Select Act*	CGST & SGST	Section*	Section-112
Case Type *	Appeal	Whether the case has Place of Supply as one of the disputed questions *	Yes
Has the original order of adjudication been passed by a common adjudicating authority*	Yes	Details of the Appellate authority who has passed the impugned order*	Appellate Authority2

Cross Objection Filing Workflow: Appellant Details

On **Appellant Details**, the details appear as shown below.



GST Appellate Tribunal



एक कदम स्वच्छता की ओर

Power To Empower

HOME

CHANGE PASSWORD

EDIT PROFILE

LOGOUT

Basic Details

Appellant Details

Authorized representative details

File Reply Details

Upload Document

Final Preview

Back

Appellant Details

Next



Filing No : -20

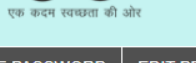

+ APPELLANT'S LIST

S. No.	Name	Address	Mobile No	E-mail	PAN No
1	Ha		1111111111	s	

Cross Objection Filing Workflow: Authorized Representative Details

On **Authorized Representative Details** tab, the details appear as shown below.



GST Appellate Tribunal

[HOME](#)
[CHANGE PASSWORD](#)
[EDIT PROFILE](#)
[LOGOUT](#)

[Basic Details](#)
[Appellant Details](#)
[Authorized representative details](#)
[File Reply Details](#)
[Upload Document](#)
[Final Preview](#)

[Back](#)

Representative

[Next](#)

Filing No : - 202

Select Authorized Rep*
Authorized Rep

Select Auth Representative *
Amit

Submit

+ CROSS OBJECTION ADVOCATE'S LIST


Search

Q

S. No.	Appellant/Respondent Name	Advocate Name	Enrollment/Registration No
1	A t	A t	de 6

Cross Objection Filing Workflow: File Reply Details

On **File Reply Details** tab, the details appear as shown below. Click on **Save and Next** to save and proceed further.



GST Appellate Tribunal

HOME

CHANGE PASSWORD

EDIT PROFILE

LOGOUT

Basic Details

Appellant Details

Authorized representative details

File Reply Details

Upload Document

Final Preview

Back

File Reply

Filing No :- 202

Reliefs claimed in memorandum of cross - objections *

testing

Grounds of Cross objection *

testing

Demand Table

Category	As per order of adjudicating authority	As determined by Appellate/ Revisional authority	As per the person filing this cross objection

Summary of Issues involved and summary of reply thereto Annexure A

S.No	Category of case under dispute or Issues involved	Tab(Section Rule)	Amount involved (where Quantified)	Summary of Reply
1	Incorrect determination of the liability to pay tax on any goods or services or both	7	1000	100

Summary of reply thereto Annexure B


S.No	Issue related to	As declared/claimed by present Appellant	As per order of adjudicating authority	As determined by Appellate/Revisional authority	As per ground of appeal / As per stand of appellant before Tribunal	Reply to ground/issue raised in Appeal before GSTAT
1	Levy of Penalty	TGesting	gaurav	ram	gst filing	100

Save And Next

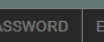
Click on Save and Next

Cross Objection filing Workflow: File Reply Details

On **Document Upload** tab, a pop-up message will appear as shown below. Click on **Close** to move further.



GST Appellate Tribunal



एक कदम स्वच्छता की ओर

HOME
CHANGE PASSWORD
EDIT PROFILE
LOGOUT

[Back](#)
 Filing No : -202

[Next](#)

S.No.	Document Filed By.	No. of Pages.		Action
1	Appellant	2	C	View
2	Appellant	1	Case Management Appeal Order	View
3	Appellant	1	Appeal	View
4	Appellant	1	Impugned Order	View
5	Appellant	1	Payment Receipt	View

Note: 1. Upload document in the sequence in which it appears in the document type dropdown.
 2. Please Upload the document with proper pdf bookmarking.
 3. Document Type Para-wise reply is Mandatory to Upload.

☒ Submit with external DSC Utility
 ☐ Submit with NIC DSC Utility

Cross Objection Filing Workflow: Final Preview

On **Final Preview** tab, the details will appear like this as shown below.

Basic DetailsAppellant DetailsAuthorized representative detailsFile Reply DetailsUpload DocumentFinal Preview

Back

File Reply/Cross Objection (Final Preview)

Filing No :-

FORM GST APL-06

[See rule 110(2)]

Cross-objections before the Appellate Tribunal under sub-section (5) of section 112

Sr.No.	Particulars																														
1.	Appeal No: A- <div>Date of filing: 2025-03-21</div>																														
2.	Present Cross-objection being filed by: <div><div>GSTIN/Temporary ID/UIN/CEN/ARN:2</div><div>Name A-</div><div>e-mail id-</div><div>Contact number 9</div><div>Address for communication:25</div></div>																														
3.	Order no-/Order of the Appellate/Revisional authority: Z:- <div>Date: 15/11/2024</div>																														
4.	Designation and Address of the officer passing the order appealed against: <div><div>Designation:</div><div>Order pass by: Au-</div></div>																														
5.	Date of communication of the order appealed against: <div><div>2025-03-21</div></div>																														
6.	Name of the representative, where available:																														
7.	Details of the case under dispute																														
8.	Period of dispute: From : To :																														
9.	<table><thead><tr><th>Amount under dispute</th><th>Central Tax</th><th>State/ UT Tax</th><th>Integrated Tax</th><th>Cess</th></tr></thead><tbody><tr><td>fees</td><td>0.0</td><td>0.0</td><td>0.0</td><td>0.0</td></tr><tr><td>interest</td><td>0.0</td><td>0.0</td><td>0.0</td><td>0.0</td></tr><tr><td>penalty</td><td>0.0</td><td>0.0</td><td>0.0</td><td>0.0</td></tr><tr><td>tax</td><td>0.0</td><td>0.0</td><td>0.0</td><td>0.0</td></tr><tr><td>others</td><td>0.0</td><td>0.0</td><td>0.0</td><td>0.0</td></tr></tbody></table>	Amount under dispute	Central Tax	State/ UT Tax	Integrated Tax	Cess	fees	0.0	0.0	0.0	0.0	interest	0.0	0.0	0.0	0.0	penalty	0.0	0.0	0.0	0.0	tax	0.0	0.0	0.0	0.0	others	0.0	0.0	0.0	0.0
Amount under dispute	Central Tax	State/ UT Tax	Integrated Tax	Cess																											
fees	0.0	0.0	0.0	0.0																											
interest	0.0	0.0	0.0	0.0																											
penalty	0.0	0.0	0.0	0.0																											
tax	0.0	0.0	0.0	0.0																											
others	0.0	0.0	0.0	0.0																											
10.	Market value of seized goods, where one of the issues involved is seizure/confiscation of goods :- 100																														
11.	Summary of Issues involved and summary of reply thereto <table><thead><tr><th>S.No</th><th>Category of case under dispute or Issues involved</th><th>Tab/Section Rule</th><th>Amount involved (where Quantified)</th><th>Summary of Reply</th></tr></thead><tbody><tr><td>1</td><td>Order dropping show-cause in relation to registration</td><td>4</td><td>100</td><td>100</td></tr></tbody></table>	S.No	Category of case under dispute or Issues involved	Tab/Section Rule	Amount involved (where Quantified)	Summary of Reply	1	Order dropping show-cause in relation to registration	4	100	100																				
S.No	Category of case under dispute or Issues involved	Tab/Section Rule	Amount involved (where Quantified)	Summary of Reply																											
1	Order dropping show-cause in relation to registration	4	100	100																											
12.	Date of receipt of notice of appeal or application filed with the Appellate Tribunal by the appellant taxpayer or the Commissioner of State/Central tax/UT tax, as the case may be -OR Date of receipt of notice of appeal or application filed with the Appellate Tribunal by the person filing the present cross-objection -																														
13.	Demand Table <table><thead><tr><th>Category</th><th>As per order of adjudicating authority</th><th>As determined by Appellate/ Revisional authority</th><th>As per the person filing this cross objection</th></tr></thead></table>	Category	As per order of adjudicating authority	As determined by Appellate/ Revisional authority	As per the person filing this cross objection																										
Category	As per order of adjudicating authority	As determined by Appellate/ Revisional authority	As per the person filing this cross objection																												
14.	Reliefs claimed in memorandum of cross -objections... Testing																														

12. Summary of reply thereto

S.No	Issue related to	As per order of adjudicating authority	As determined by Appellate/Revisional authority	As per stand of appellant before Tribunal	As declared/claimed by present Appellant	Reply to ground/issue raised in Appeal before GSTAT
1	Any other	TEST	TEST	TEST	TEST	Testing

13. Grounds of Cross-objection: Testing

14. Para-wise reply

S. No.	Document Filed By	No. of Pages	Document Type	Document Name	View Document
1	Respondent	1	Reply	sample pdf	View
2	Respondent	1	Reply	Notice 4 pdf	View
3	Respondent	1	Reply	sample pdf	View
4	Respondent	1	Para-wise reply	sample pdf	View
5	Respondent	1	Reply	Notice 4 pdf	View
6	Respondent	1	Report	SAM2 pdf	View
7	Respondent	1	Proof-of-Service	sample pdf	View
8	Respondent	1	Any-Other-Document	C11 pdf	View
9	Respondent	1	Proof-of-Service	C11 pdf	View

15. Verification

I, ANGAD JASBIR SINGH ARORA hereby solemnly affirm and declare that the information given here in above is true and correct to the best of my knowledge and belief and the same is derived from information, documents and records in my possession and further that nothing has been concealed there from.
Verified today, the 15 day of April 2025.

Place:
Date: 15/04/2025

Signature:
Name of the person filing this cross-objection : CA
Designation/Status of the above person: ANGAD JASBIR SINGH ARORA

+ DSC-SIGNED APL-06

S.No.	Document Filed By.	No. of Pages	Document Type	Document Name	Action
1	Respondent	1	DSC Signed APL06	sample.pdf	View
2	Respondent	1	DSC Signed APL06	Notice 4.pdf	View

Submit

Print

Download PDF

Cross Objection Filing Workflow: Final Preview Receipt

A receipt will be generated after clicking on **Submit** button.

You have Successfully Filed Reply/Cross Objection

Filing No : 20[REDACTED]

Cross Objection Reference No : 20[REDACTED]/1

Party Name : H[REDACTED]

Filed Date: 2025-04-15

You have uploaded below Document

S. No.	Filing Number	Miscellaneous No	No of Pages	File Name
1	20[REDACTED]033	20[REDACTED]8/1	1	sample.pdf
2	20[REDACTED]033	20[REDACTED]8/1	1	Notice 4.pdf
3	20[REDACTED]033	20[REDACTED]8/1	1	sample.pdf
4	20[REDACTED]033	20[REDACTED]8/1	1	sample.pdf
5	20[REDACTED]033	20[REDACTED]8/1	1	Notice 4.pdf
6	20[REDACTED]033	20[REDACTED]8/1	1	SAM2.pdf
7	20[REDACTED]033	20[REDACTED]8/1	1	sample.pdf
8	20[REDACTED]033	20[REDACTED]8/1	1	C11.pdf
9	20[REDACTED]033	20[REDACTED]8/1	1	C11.pdf

Receipt Print



Support & Resources Portal Access

- For assistance or queries, please utilize the 'Help', 'FAQ', or 'Contact Us' sections available on the GSTAT e-Filing portal.
- Utilize the "Forgot User ID / Password" and "Unlock Account" features on the login page, if needed.

Goods and Services Tax Appellate Tribunal (GSTAT), Government of India



GSTAT e-Filing Portal

User Manual | Cross Objection Refiling

Guide to Online Filing of Appeals and Applications

Issuing Authority: Goods and Services Tax Appellate Tribunal (GSTAT), Government of India

Cross Objection Re-filing Workflow: Re-file Reply/Cross Objection Re-Filing

After login, go to **Respondent Corner** option and click on **Re-File Reply/Cross Objection** option, the dashboard page will appear as shown below.

The screenshot displays the GST Appellate Tribunal dashboard. The header includes the tribunal's logo, the text "GST Appellate Tribunal", and navigation links: HOME, CHANGE PASSWORD, EDIT PROFILE, and LOGOUT. A user welcome message "Welcome: 29LALAB1221ERZ4" is shown, along with the last login time: "Last Login: Mon Mar 24 2025 15:14:55 IST".

The main dashboard area features four colored boxes representing case counts and actions:

- Draft Cases >** (Green box, count 7)
- Payment (Online) >** (Red box, count 33)
- Payment (Offline) >** (Blue box, count 33)
- E-Filed Cases >** (Brown box, count 33)

The left sidebar contains the following menu items:

- Appellant Corner
- Respondent Corner** (Selected)
- Filing
- Upload Additional Document
- Re-filing
- Re-File Reply/Cross Objections** (Highlighted with a blue oval and a callout bubble)
- My Account
- Download e-Sign (DSC) Tool
- Logout

A callout bubble points to the "Re-File Reply/Cross Objections" option with the text: "Click on Re-File Reply/Cross Objection".

Cross Objection Re-filing Workflow: Re-file Reply/Cross Objection Re-Filing

On the **Re-file Reply/Cross Objections** page, the details will be as shown below. User will click on Proceed button to continue.



GST Appellate Tribunal

HOME

CHANGE PASSWORD

EDIT PROFILE

LOGOUT

● Appellant Corner

● Respondent Corner

> Filing

> Upload Additional Document

> Re-filing

> Re-File Reply/Cross Objections

My Account

+ CHOOSE YOUR CORRESPONDING CASES TO ASSIGN

...

Search:

Sr. No	GSTIN	Filing No	Date of Filing	Refiled Allowed Date	Case No	Action	Select
1	29	20	Mar 18, 2025	Apr 22, 2025	7/APL/2025	<div>View Defect</div>	<div><div></div>Proceed</div>

Showing 1 to 1 of 1 entries

Previous



1

Next



Click on proceed

Cross Objection Re-filing Workflow: Re-file Reply/Cross Objection Re-Filing

The pop-message will appear like this as shown below.



GST Appellate Tribunal



HOMECHANGE PASSWORDEDIT PROFILELOGOUT

Attention ! (Mandatory Points)

1. Only pdf file(s) can be uploaded.

2. File for uploading should be scanned in grey scale with 300 DPI.

3. No of pages in each uploaded file should not be greater than 100 pages.

4. Split scanned file(s) in different volumes for uploading,if single file size is greater than 20 MB.

5. Physical file submitted and online file submitted should be identical in volumes and number of pages.

6. Reliefs claimed in memorandum of cross -objections, Grounds of Cross objection can be uploaded as a document

Close

Filing No : -202

☒ Submit with external DSC Utility


☐ Submit with internal DSC Utility

+UPLOADED DOCUMENT'S LIST


S.No.	Document Filed By.					
1	Respondent	1	Reply	sample.pdf	<div>ViewDelete</div>	<div>Replace Existing Document</div> <div><div>Choose FileNo file chosen</div><div>Upload</div></div>
2	Respondent	1	Reply	Notice 4.pdf	<div>ViewDelete</div>	<div>Replace Existing Document</div> <div><div>Choose FileNo file chosen</div><div>Upload</div></div>
3	Respondent	1	Reply	sample.pdf	<div>ViewDelete</div>	<div>Replace Existing Document</div> <div><div>Choose FileNo file chosen</div><div>Upload</div></div>
4	Respondent	1	Para-wise reply	sample.pdf	<div>ViewDelete</div>	<div>Replace Existing Document</div> <div><div>Choose FileNo file chosen</div><div>Upload</div></div>

Cross Objection Re-filing Workflow: Upload Document

The **Add Document** page will display. Here all required details will be shown.



GST Appellate Tribunal



HOME CHANGE PASSWORD EDIT PROFILE LOGOUT

Upload DocumentFinal Preview

Add Document

Filing No : -2[REDACTED]3

Submit with external DSC Utility

Submit with NIC DSC Utility

+UPLOADED DOCUMENT'S LIST

S.No.	Document Filed By	No. of Pages	Document Type	Document Name	Action	Replace Existing Document
1	Respondent	1	Reply	sample.pdf	<div>ViewDelete</div>	<div>Choose FileNo file chosen</div> <div>Upload</div>
2	Respondent	1	Reply	Notice 4.pdf	<div>ViewDelete</div>	<div>Choose FileNo file chosen</div> <div>Upload</div>
3	Respondent	1	Reply	sample.pdf	<div>ViewDelete</div>	<div>Choose FileNo file chosen</div> <div>Upload</div>
4	Respondent	1	Para-wise reply	sample.pdf	<div>ViewDelete</div>	<div>Choose FileNo file chosen</div> <div>Upload</div>
5	Respondent	1	Reply	Notice 4.pdf	<div>ViewDelete</div>	<div>Choose FileNo file chosen</div> <div>Upload</div>

Submit with external DSC Utility

Submit with NIC DSC Utility

Document Filed By*

Document Filed By

Document Type*

Document Type

Select file*

Choose FileNo file chosen

Number of pages*

No Of Pages



Submit

Ver : 2.6



4 of 8

Cross Objection Re-filing Workflow: Re-file Reply/Cross Objection Re-Filing

The Add Document is uploaded successfully then this window page will appear.



GST Appellate Tribunal



एक कदम स्वच्छता की ओर

Digital India
Power To Empower

HOMECHANGE PASSWORDEDIT PROFILELOGOUT

Add Document

Filing No : -2024

Document Uploaded successfully

☒ Submit with external DSC Utility☐ Submit with NIC DSC Utility

The Final preview window is shown below.

11.	Reliefs claimed in memorandum of cross -objections.. Testing																																																																		
12.	<p>Summary of reply thereto</p> <table border="1"> <tr> <th>S.No</th> <th>Issue related to</th> <th>As per order of adjudicating authority</th> <th>As determined by Appellate/Revisional authority</th> <th>As per stand of appellant before Tribunal</th> <th>As declared/claimed by present Appellant</th> <th>Reply to ground/issue raised in Appeal before GSTAT</th> </tr> <tr> <td>1</td> <td>Any other</td> <td>TEST</td> <td>TEST</td> <td>TEST</td> <td>TEST</td> <td>Testing</td> </tr> </table>	S.No	Issue related to	As per order of adjudicating authority	As determined by Appellate/Revisional authority	As per stand of appellant before Tribunal	As declared/claimed by present Appellant	Reply to ground/issue raised in Appeal before GSTAT	1	Any other	TEST	TEST	TEST	TEST	Testing																																																				
S.No	Issue related to	As per order of adjudicating authority	As determined by Appellate/Revisional authority	As per stand of appellant before Tribunal	As declared/claimed by present Appellant	Reply to ground/issue raised in Appeal before GSTAT																																																													
1	Any other	TEST	TEST	TEST	TEST	Testing																																																													
13.	Grounds of Cross-objection: Testing																																																																		
14.	<p>Para-wise reply</p> <table border="1"> <tr> <th>S. No.</th> <th>Document Filed By</th> <th>No. of Pages</th> <th>Document Type</th> <th>Document Name</th> <th>View Document</th> </tr> <tr> <td>1</td> <td>Respondent</td> <td>1</td> <td>Reply</td> <td>sample pdf</td> <td>View</td> </tr> <tr> <td>2</td> <td>Respondent</td> <td>1</td> <td>Reply</td> <td>Notice 4 pdf</td> <td>View</td> </tr> <tr> <td>3</td> <td>Respondent</td> <td>1</td> <td>Reply</td> <td>sample pdf</td> <td>View</td> </tr> <tr> <td>4</td> <td>Respondent</td> <td>1</td> <td>Para-wise reply</td> <td>sample pdf</td> <td>View</td> </tr> <tr> <td>5</td> <td>Respondent</td> <td>1</td> <td>Reply</td> <td>Notice 4 pdf</td> <td>View</td> </tr> <tr> <td>6</td> <td>Respondent</td> <td>1</td> <td>Report</td> <td>SAM2.pdf</td> <td>View</td> </tr> <tr> <td>7</td> <td>Respondent</td> <td>1</td> <td>Proof-of-Service</td> <td>sample pdf</td> <td>View</td> </tr> <tr> <td>8</td> <td>Respondent</td> <td>1</td> <td>Any-Other-Documents</td> <td>C11.pdf</td> <td>View</td> </tr> <tr> <td>9</td> <td>Respondent</td> <td>1</td> <td>Proof-of-Service</td> <td>C11.pdf</td> <td>View</td> </tr> <tr> <td>10</td> <td>Respondent</td> <td>1</td> <td>Para-wise reply</td> <td>C11.pdf</td> <td>View</td> </tr> </table>	S. No.	Document Filed By	No. of Pages	Document Type	Document Name	View Document	1	Respondent	1	Reply	sample pdf	View	2	Respondent	1	Reply	Notice 4 pdf	View	3	Respondent	1	Reply	sample pdf	View	4	Respondent	1	Para-wise reply	sample pdf	View	5	Respondent	1	Reply	Notice 4 pdf	View	6	Respondent	1	Report	SAM2.pdf	View	7	Respondent	1	Proof-of-Service	sample pdf	View	8	Respondent	1	Any-Other-Documents	C11.pdf	View	9	Respondent	1	Proof-of-Service	C11.pdf	View	10	Respondent	1	Para-wise reply	C11.pdf	View
S. No.	Document Filed By	No. of Pages	Document Type	Document Name	View Document																																																														
1	Respondent	1	Reply	sample pdf	View																																																														
2	Respondent	1	Reply	Notice 4 pdf	View																																																														
3	Respondent	1	Reply	sample pdf	View																																																														
4	Respondent	1	Para-wise reply	sample pdf	View																																																														
5	Respondent	1	Reply	Notice 4 pdf	View																																																														
6	Respondent	1	Report	SAM2.pdf	View																																																														
7	Respondent	1	Proof-of-Service	sample pdf	View																																																														
8	Respondent	1	Any-Other-Documents	C11.pdf	View																																																														
9	Respondent	1	Proof-of-Service	C11.pdf	View																																																														
10	Respondent	1	Para-wise reply	C11.pdf	View																																																														
15.	<p align="center">Verification</p> <p>I, ANO [REDACTED] HARORA hereby solemnly affirm and declare that the information given here in above is true and correct to the best of my knowledge and belief and the same is derived from information, documents and records in my possession and further that nothing has been concealed there from.</p> <p>Verified today, the 15 day of April 2025.</p> <p>Place: _____ Signature: _____</p> <p>Date: 15/04/2025 Name of the person filing this objection : CA [REDACTED] Designation/Status of the above person: ANO [REDACTED] HARORA</p>																																																																		

Cross Objection Re-filing Workflow: Re-file Reply/Cross Objection Re-Filling

Click on submit button.

15.

Verification

I, A. [REDACTED] ARORA hereby solemnly affirm and declare that the information given here in above is true and correct to the best of my knowledge and belief and the same is derived from information, documents and records in my possession and further that nothing has been concealed there from.
Verified today, the 15 day of April 2025.

Place:
Date: 15/04/2025

Signature:

Name of the person filing this cross-objection : CA
Designation/Status of the above person: ANG. [REDACTED] ARORA

+ DSC-SIGNED APL-06

S.No.	Document Filed By.	No. of Pages	Document Type	Document Name	Action
1	Respondent	1	DSC Signed APL06	sample.pdf	<div>View</div>
2	Respondent	1	DSC Signed APL06	Notice 4.pdf	<div>View</div>

Submit

Print

Cross Objection Re-filing Workflow: Re-file Reply/Cross Objection Re-Filing Receipt

Re-filed Reply/ Cross Objection receipt is generated.

You have Successfully Re-Filed Reply/Cross Objection

Filing No : 202[REDACTED]033

Cross Objection Reference No : 202[REDACTED]/1

Party Name : Har[REDACTED]nam

Filed Date: 2025-04-15

You have uploaded below Document

S. No.	Filing Number	Miscellaneous No	No of Pages	File Name
1	20[REDACTED]	2025307201000033/1	1	sample.pdf
2	20[REDACTED]	2025307201000033/1	1	Notice 4.pdf
3	20[REDACTED]	2025307201000033/1	1	sample.pdf
4	20[REDACTED]	2025307201000033/1	1	sample.pdf
5	20[REDACTED]	2025307201000033/1	1	Notice 4.pdf
6	20[REDACTED]	2025307201000033/1	1	SAM2.pdf
7	20[REDACTED]	2025307201000033/1	1	sample.pdf
8	20[REDACTED]	2025307201000033/1	1	C11.pdf
9	20[REDACTED]	2025307201000033/1	1	C11.pdf
10	20[REDACTED]	2025307201000033/1	1	C11.pdf

Receipt Print



Support & Resources Portal Access

- For assistance or queries, please utilize the 'Help', 'FAQ', or 'Contact Us' sections available on the GSTAT e-Filing portal.
- Utilize the "Forgot User ID / Password" and "Unlock Account" features on the login page, if needed.

Goods and Services Tax Appellate Tribunal (GSTAT), Government of India



GSTAT e-Filing Portal

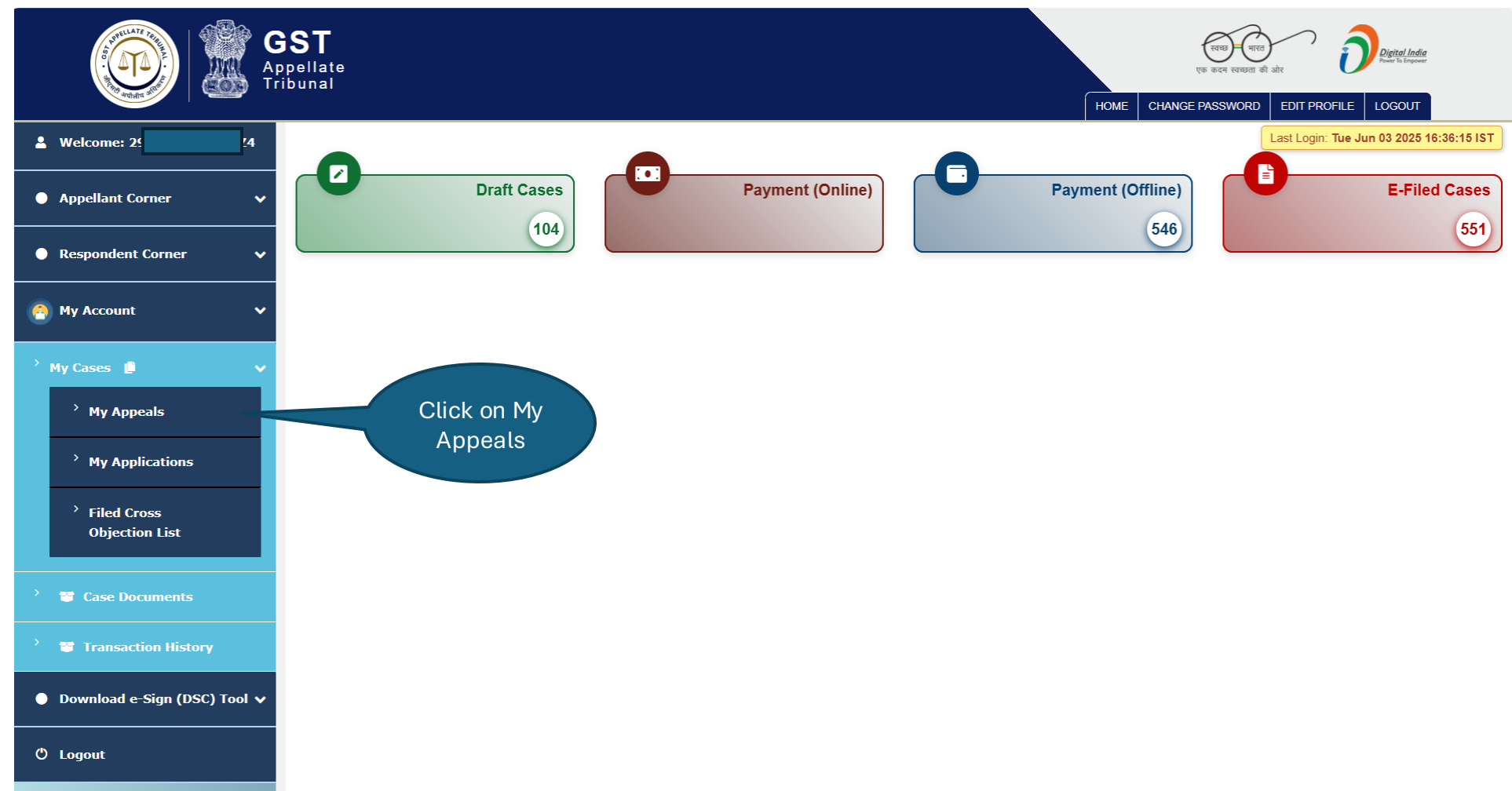
User Manual | My Account

Guide to Online Filing of Appeals and Applications

Issuing Authority: Goods and Services Tax Appellate Tribunal (GSTAT), Government of India

My Account: My Appeals

After login, the dashboard page will appear as shown below. User will click on **My Account > My Cases > My Appeals** option.



My Account: My Appeals

On the **My Appeals** page, the details will be as shown below. User will click on the filing no. to preview.

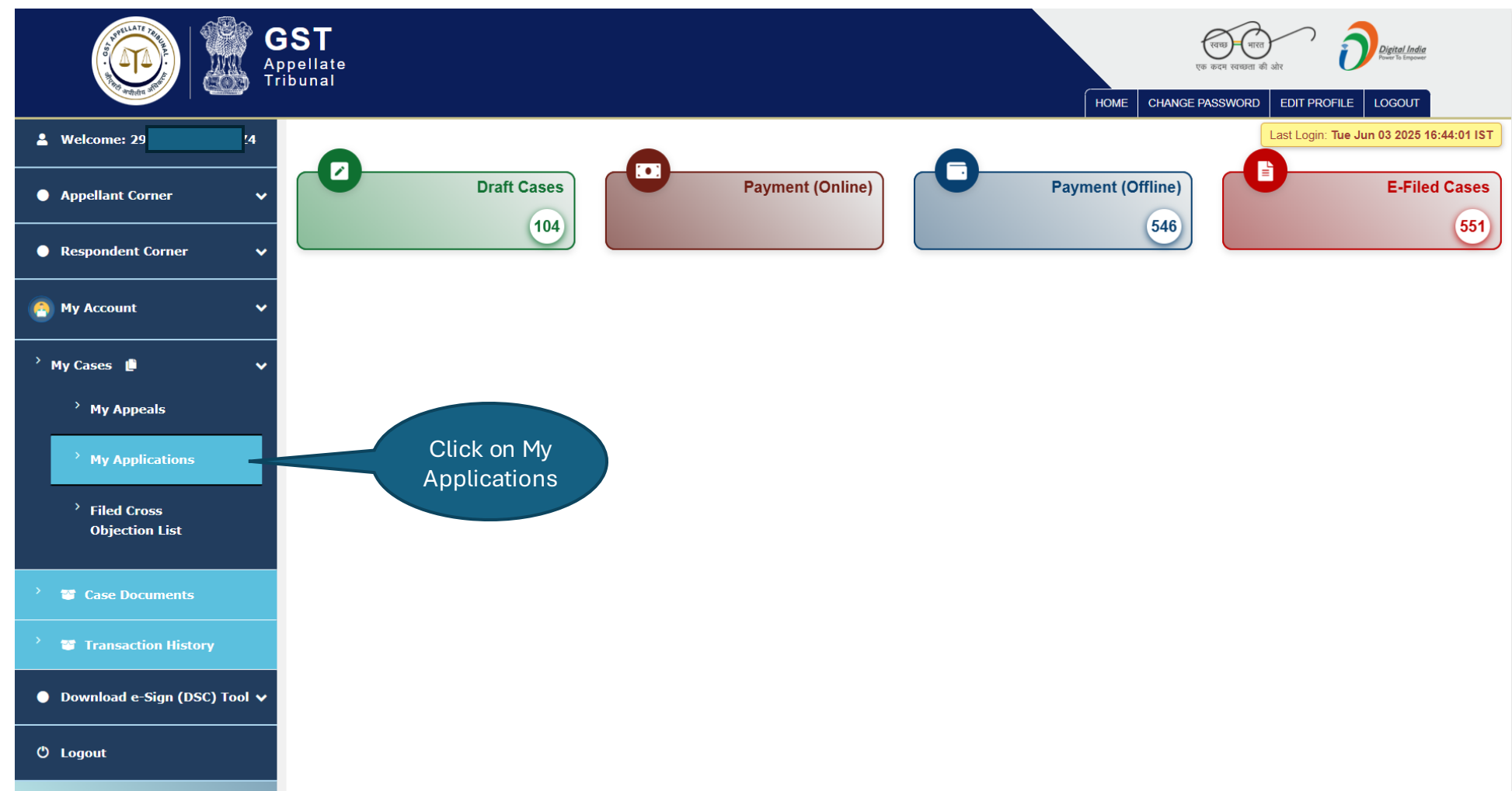
Sr.No	Reference No	GST No	ARN/CRN No	Case Type	Appellant Name	Respondent Name	Date Of Filing	Payment Status	Filing Status	Action
1	2025-06-03	2910000637	Z4	Appeal	AJGH	ra	2025-06-03	COMPLETED	Filing Completed	2025307201000637
2	2025-06-03	2910000024	Z4	Appeal	AJGH	A	2025-06-03	COMPLETED	Filing Completed	2025251201000024
3	2025-06-03	2910000636	Z4	Appeal	AJGH	M D L	2025-06-03	COMPLETED	Filing Completed	2025307201000636
4	2025-06-03	2910000000	Z4	Appeal	AJGH	M D L	2025-06-03	PENDING	Draft	✎
5	2025-06-03	2910000634	Z4	Appeal	AJGH	R S V	2025-06-03	COMPLETED	Filing Completed	2025307201000634
6	2025-06-03	2910000630	Z4	Appeal	AJGH	B a	2025-06-03	COMPLETED	Filing Completed	2025307201000630
7	2025-06-03	2910000629	Z4	Appeal	AJGH	A	2025-06-03	COMPLETED	Filing Completed	2025307201000629
8	2025-06-02	2910000626	Z4	Appeal	AJGH	M S	2025-06-02	COMPLETED	Filing Completed	2025307201000626
9	2025-06-02	2910000000	Z4	Appeal	N	N	2025-06-02	PENDING	Draft	✎
10	2025-06-02	2910000000	Z4	Appeal	AJGH	F s	2025-06-02	PENDING	Draft	✎

The preview page will be as shown below.

[illegible]

My Account: My Applications

To view the list of applications, user will click on **My Account > My Cases > My Applications** option.



My Account: My Applications

On the **My Application** page, the details will be as shown below. User will click on the filing no. to preview.



GST
Appellate
Tribunal




एक कदम स्वच्छता की ओर


[HOME](#) |
 [CHANGE PASSWORD](#) |
 [EDIT PROFILE](#) |
 [LOGOUT](#)

Sr.No	Reference No	Main Case Filing No	Appellant Name	Respondent Name	Date Of Filing	Case Type	Payment Status	Filing Status	Action
1	20[REDACTED]45	20[REDACTED]	[REDACTED] GH	NA	2025-06-03	Rectification of Mistake	PENDING	Draft	
2	20[REDACTED]44	20[REDACTED]	[REDACTED] GH	NA	2025-06-03	Review Application	COMPLETED	Filing Completed	2025307206000640
3	20[REDACTED]36	20[REDACTED]	[REDACTED] GH	NA	2025-06-03	Condonation of Delay	COMPLETED	Filing Completed	2025307203000632
4	20[REDACTED]12	20[REDACTED]	[REDACTED] GH	NA	2025-05-30	Rectification of Mistake	COMPLETED	Filing Completed	2025307202000612
5	20[REDACTED]09	20[REDACTED]	[REDACTED] GH	NA	2025-05-30	Rectification of Mistake	COMPLETED	Filing Completed	2025307202000610
6	20[REDACTED]08	20[REDACTED]	[REDACTED] GH	A [REDACTED] GH	2025-05-30	Rectification of Mistake	PENDING	Draft	
7	20[REDACTED]05	20[REDACTED]	[REDACTED] GH	A [REDACTED] GH	2025-05-29	Rectification of Mistake	PENDING	Draft	
8	20[REDACTED]04	20[REDACTED]	[REDACTED] GH	NA	2025-05-29	Rectification of Mistake	PENDING	Draft	
9	20[REDACTED]02	20[REDACTED]	[REDACTED] GH	NA	2025-05-29	Clarification Application	PENDING	Draft	
10	20[REDACTED]94	20[REDACTED]	[REDACTED] GH	NA	2025-05-28	Rectification of Mistake	PENDING	Draft	

<< < ... 1 2 3 4 5 ... > >>



The preview page will be as shown below.





GST

Appellate
Tribunal



HOME

CHANGE PASSWORD

EDIT PROFILE

LOGOUT

CASE PREVIEW APPLICATION

1. GSTIN/Temporary ID/UIN: 29[REDACTED]Z4

2. Name of the appellant: AN[REDACTED]RA

3. Address of the appellant: 252[REDACTED]23

4. Respondent(s):
1) NA

5. Order appealed against: **Demand Order** Number: ZD[REDACTED]13 Date: 03/06/2025

6. Designation and Office of the Appellate Authority passing the order appealed against:

7. Date of communication of the order appealed against: 03/06/2025

8.
a) Details of order challenged before Appellate authority:
Number: Date:
(Specify the original order number and date passed by the proper officer which was challenged before the appellate authority e.g DRC/ REG/ INS/MOV/RFD etc)

b) Order type: **Demand Order**

c) Period of dispute From: 03/06/2025 To: 03/06/2025

9. Details of the authority passing the order specified : (Specify designation and Office of the said authority)
Designation: Office:

10. Act (CGST/ SGST/ IGST/ Cess) (*)

11. Details of Authorized Representative

Name of the authorized representative	Mobile number of AR	E-mail address of AR
Kr[REDACTED]hav	91[REDACTED]22	Kr[REDACTED]pm

Verification

I, **ANGAD JASBIRSINGH ARORA**, hereby solemnly affirm and declare that the information given here in above is true and correct to the best of my knowledge and belief and nothing has been concealed therefrom.

Place: **Delhi**
Name of the Applicant: AN[REDACTED]RA
Date: 03-06-2025
Designation/Status:

~Signature~

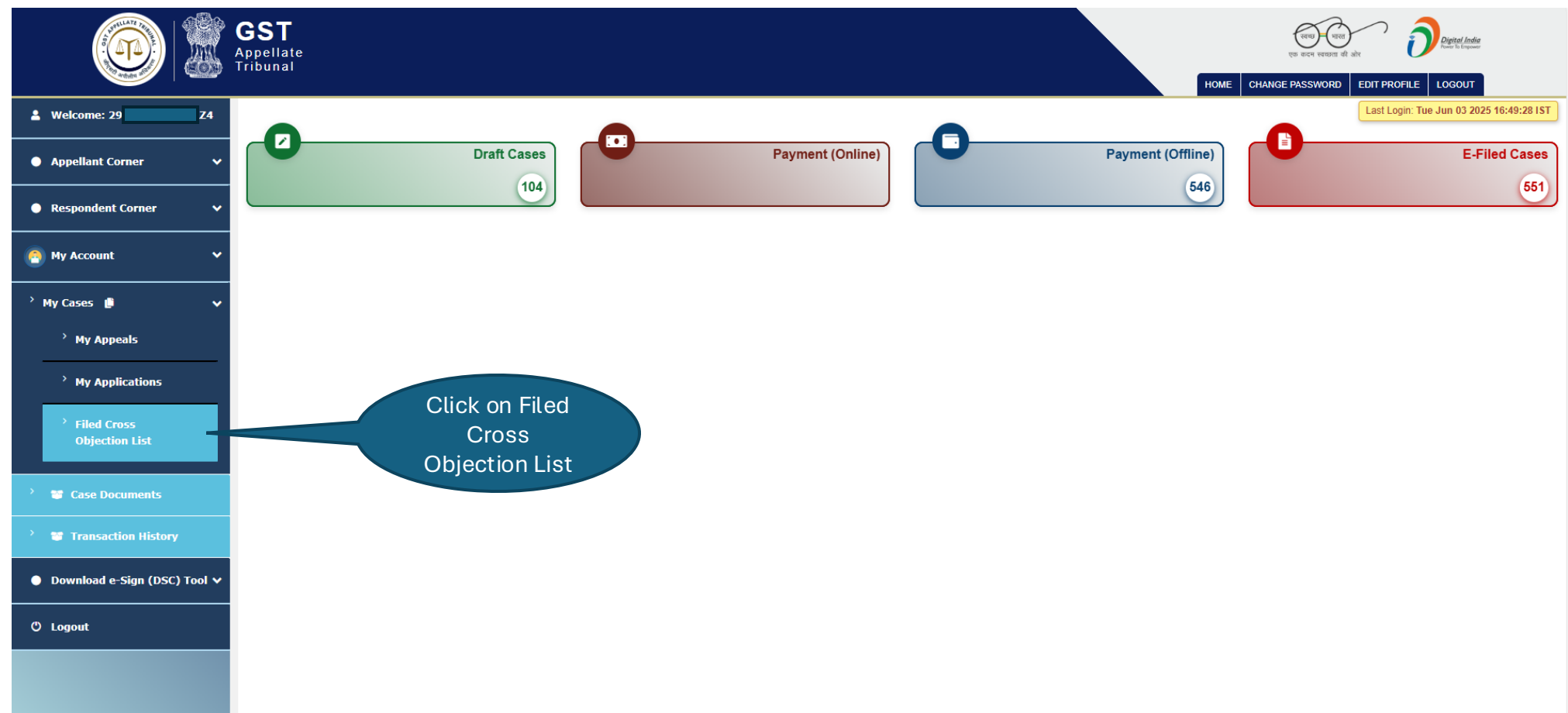
Print

Ver : 2.6

6 of 13



My Account: Filed Cross Objection List

To view the list of filed cross objection cases, user will click on **My Account > My Cases > Filed Cross Objection List** option.



My Account: Filed Cross Objection List

On the **Filed Cross Objection List** page, the details will be as shown below. User will click on the preview icon (eye) to view the case details.



GST
Appellate
Tribunal

HOME

CHANGE PASSWORD

EDIT PROFILE

LOGOUT

Welcome: 29 [redacted] Z4

Appellant Corner

Respondent Corner

My Account

Download e-Sign (DSC) Tool

Logout

THESE ARE THE CASES YOU HAVE FILED AGAINST THE CROSS OBJECTION

Search:

Sr. No	GSTIN	Filing No	Date of Filing	Case Title	Is Refiled	Refiled Date	Select
1	29 [redacted] Z4	20 [redacted] 18	May 2, 2025	Al [redacted] dv	NO		
2	29 [redacted] Z4	20 [redacted] 15	May 2, 2025	Al [redacted] sh	NO		
3	29 [redacted] Z4	20 [redacted] 67	Apr 17, 2025	Al [redacted] sh	NO		
4	29 [redacted] Z4	20 [redacted] 78	May 23, 2025	Al [redacted] ti	NO		
5	29 [redacted] Z4	20 [redacted] 16	May 19, 2025	Al [redacted] am	NO		

Showing 1 to 5 of 53 entries

Previous

1

2

3

4

5

...

11

Next

Click on the eye icon

My Account: Filed Cross Objection List

The preview page will be as shown below.

File Reply/Cross Objection Preview

Filing No :- **CGST/APL-46/2023**

FORM GST APL-46
Cross-objection before the Appellate Tribunal under sub-section (5) of section 112.

Sr.No.	Particulars																														
1.	Appeal No. APJ-148 PB-2023 Date of filing :2023-05-02																														
2.	Present Cross-objection being filed by: • GSTD/Treasurer CD-CEO/CDG/KOLKATA (A) • Name of [REDACTED] (B) • e-mail id of [REDACTED] (C) • Contact number of [REDACTED] (D) • Address for communication [REDACTED] (E)																														
3.	Order no./order of the Appellate Divisional authority:- [REDACTED] (F) Date :02/05/2023																														
4.	Designation and Address of the officer passing the order appealed against: • Designation: BM • Order pass by: CMO																														
5.	Date of communication of the order appealed against: • 2023-05-02																														
6.	Name of the representative, where available: • e-mail id of said representatives [REDACTED] (H) • Contact number of said representatives [REDACTED] (I)																														
7.	Details of the case under dispute																														
(a).	Period of Dispute From: 02/05/2023 To: 02/05/2023																														
(ii).	<table border="1"><thead><tr><th>Amount under dispute</th><th>Central Tax</th><th>Duties LT Tax</th><th>Integrated Tax</th><th>Gst</th></tr></thead><tbody><tr><td>less</td><td>0.0</td><td>0.0</td><td>0.0</td><td>0.0</td></tr><tr><td>interest</td><td>0.0</td><td>0.0</td><td>0.0</td><td>0.0</td></tr><tr><td>pension</td><td>0.0</td><td>0.0</td><td>0.0</td><td>0.0</td></tr><tr><td>tax</td><td>0.0</td><td>0.0</td><td>0.0</td><td>0.0</td></tr><tr><td>others</td><td>0.0</td><td>0.0</td><td>0.0</td><td>0.0</td></tr></tbody></table>	Amount under dispute	Central Tax	Duties LT Tax	Integrated Tax	Gst	less	0.0	0.0	0.0	0.0	interest	0.0	0.0	0.0	0.0	pension	0.0	0.0	0.0	0.0	tax	0.0	0.0	0.0	0.0	others	0.0	0.0	0.0	0.0
Amount under dispute	Central Tax	Duties LT Tax	Integrated Tax	Gst																											
less	0.0	0.0	0.0	0.0																											
interest	0.0	0.0	0.0	0.0																											
pension	0.0	0.0	0.0	0.0																											
tax	0.0	0.0	0.0	0.0																											
others	0.0	0.0	0.0	0.0																											
(iii).	Market value of goods, where goods have been seized: 00																														
(iv).	Brief issue of the case under dispute : 9:50:45																														
8.	Summary of Issues involved and summary of reply thereto <table border="1"><thead><tr><th>S.No</th><th>Category of case under dispute or Issue involved</th><th>Tribunal Rule</th><th>Amount Involved (where Quantities)</th><th>Summary of Reply</th></tr></thead><tbody><tr><td>1</td><td>Suspension of registration</td><td>12</td><td>2000</td><td>not</td></tr></tbody></table>	S.No	Category of case under dispute or Issue involved	Tribunal Rule	Amount Involved (where Quantities)	Summary of Reply	1	Suspension of registration	12	2000	not																				
S.No	Category of case under dispute or Issue involved	Tribunal Rule	Amount Involved (where Quantities)	Summary of Reply																											
1	Suspension of registration	12	2000	not																											
9.	Date of receipt of notice of appeal or application filed with the Appellate Tribunal by the applicant taxpayer or the Commissioner of State Central tax UT etc., as the case may be - OR Date of receipt of notice of appeal or application filed with the Appellate Tribunal by the person filer the present cross-object-																														

10.	Demand Table						
	Category		As per order of adjudicating authority	As determined by Appellate/ Revisional authority	As per the person filing this cross objection		
fees	Central Tax	0.0	0.0	0.0			
	State/UT Tax	0.0	0.0	0.0			
	Integrated Tax	0.0	0.0	0.0			
	Cess	0.0	0.0	0.0			
	Total	0.0	0.0	0.0			
interest	Central Tax	0.0	0.0	0.0			
	State/UT Tax	0.0	0.0	0.0			
	Integrated Tax	0.0	0.0	0.0			
	Cess	0.0	0.0	0.0			
	Total	0.0	0.0	0.0			
penalty	Central Tax	0.0	0.0	0.0			
	State/UT Tax	0.0	0.0	0.0			
	Integrated Tax	0.0	0.0	0.0			
	Cess	0.0	0.0	0.0			
	Total	0.0	0.0	0.0			
tax	Central Tax	0.0	0.0	0.0			
	State/UT Tax	0.0	0.0	0.0			
	Integrated Tax	0.0	0.0	0.0			
	Cess	0.0	0.0	0.0			
	Total	0.0	0.0	0.0			
others	Central Tax	0.0	0.0	0.0			
	State/UT Tax	0.0	0.0	0.0			
	Integrated Tax	0.0	0.0	0.0			
	Cess	0.0	0.0	0.0			
	Total	0.0	0.0	0.0			
11.	Summary of reply thereto						
	S.No	Issue related to	As declared/claimed by present Appellant	As per order of adjudicating authority	As determined by Appellate/Revisional authority	As per ground of appeal / As per stand of appellant before Tribunal	Reply to grounds/issue raised in Appeal before GSTAT
12.	Reliefs claimed in memorandum of cross-objection: text						
13.	Para-wise reply						
	S.No.	Document Filed By	No. of Pages	Document Type	Document Name	View Document	
	1	Respondent	4	Para-wise reply	APLR5.pdf	View	
14.	Grounds of Cross-objection: text						

Verification

I, **AN [REDACTED] RA** the respondent, do hereby declare that what is stated above is true to the best of my information and belief.
Verified today, the **03** day of **June** 2025.

Place:
Date: 03/06/2025

Signature:

My Account: Case Documents

To view the list of case documents, user will click on **My Account > Case Documents** option. To proceed to the Document List, user will select the case and click on the **Proceed To Document List** button.



GST

Appellate Tribunal



GST

Appellate Tribunal

HOME

CHANGE PASSWORD

EDIT PROFILE

LOGOUT

Welcome: 29

24

Appellant Corner

Respondent Corner

My Account

My Cases

Case Documents

Transaction History

Download e-Sign (DSC) Tool

Logout

Enter your Filing Number:

Search

Choose Your Corresponding Details For Document View Status

Search:

Select	Filing No	Case Title	Case Type	Payment Status
<input type="checkbox"/>	201805	AN 180505 RA	Interlocutory Application	COMPLETED
<input type="checkbox"/>	201808	AN 180808 AJ	Appeal	COMPLETED
<input type="checkbox"/>	201805	AN 180505 jid	Appeal	COMPLETED
<input type="checkbox"/>	201804	AN 180404 AL	Appeal	COMPLETED
<input checked="" type="checkbox"/>	201803	AN 180303 har	Review Application	COMPLETED

Show 1 to 5 of 553 entries

Previous

1

2

3

4

5

...

111

Next



Proceed To Document List

2. Select the Case

1. Click on Case Document

My Account: Case Documents

On the **Uploaded Document List** page, the details will be as shown below.



GST
Appellate
Tribunal

HOME

CHANGE PASSWORD

EDIT PROFILE

LOGOUT

Welcome: 291[REDACTED]Z4

Appellant Corner

Respondent Corner

My Account

Download e-Sign (DSC) Tool

Logout

Enter your Filing Number: 201[REDACTED]39

Search

Uploaded Document List

Filing No : 201[REDACTED]39Cause Title : AN[REDACTED]ar

Party Name	Party Type	Serial No	Misc No	Filed date	Doc Type	File Name	View
AN[REDACTED]RA	Petitioner	1	20[REDACTED]39	25-04-2025	Payment Receipt	SAM3.pdf	
AN[REDACTED]RA	Petitioner	1	20[REDACTED]39	25-04-2025	Any Other Document	SAM4.pdf	
AN[REDACTED]RA	Petitioner	1	20[REDACTED]39	25-04-2025	Application	SAM2.pdf	

Showing 1 to 3 of 3 entries

Previous1Next



Back

Ver : 2.6

11 of 13

My Account: Transaction History

To view the list of transactions, user will click on **My Account > Transaction History** option. To view the receipt of the transaction, user will click on the **View Receipt** button.



GST
Appellate
Tribunal

HOME

CHANGE PASSWORD

EDIT PROFILE

LOGOUT

Welcome: 29 ██████████ 24

Appellant Corner

Respondent Corner

My Account

My Cases

Case Documents

Transaction History

Download e-Sign (DSC) Tool

Logout

Transaction History

Search:

Sr No	Filing No	GSTAT Txn Id	Amount	Txn Status	Payment Mode	View Receipt
1	20██████████40	01██████████25	5000 Rs	SUCCESS	Offline	View Receipt
2	20██████████37	01██████████25	1 Rs	SUCCESS	Offline	View Receipt
3	20██████████24	01██████████25	1 Rs	SUCCESS	Offline	View Receipt
4	20██████████36	01██████████25	1 Rs	SUCCESS	Offline	View Receipt
5	20██████████34	01██████████25	1 Rs	SUCCESS	Offline	View Receipt

Showing 5 of 580 entries

Previous

1

2

3

4

5

...

116


Next


1. Click on Transaction History

2. Click on View Receipt

My Account: Transaction History


The receipt page will be as shown below.





GST

Appellate
Tribunal



एक कदम स्वच्छता की ओर

Digital India
Power To Empower

HOME

CHANGE PASSWORD

EDIT PROFILE

LOGOUT

Acknowledgment for submission of Application

Name of applicant: (ANGAD JASBIRSINGH ARORA) – GSTIN/Temp ID/UIN/Reference Number: (29[REDACTED]Z4) – Date: (03-06-2025)

Your application has been successfully filed against (20[REDACTED]40)

GSTIN/Temporary ID/UIN/ENR

:

29[REDACTED]Z4

Date of filing

:

03-06-2025

Time of filing

:

03:04:48 PM

Filing Number

:

20[REDACTED]40

Name of the person filing the application

:

AN[REDACTED]RA

Application Fees

:

5000

Transaction ID

:

01[REDACTED]25

Place

:



Delhi

Date

:

03-06-2025

Note: E-filing will be complete only after successful payment and verification of payment by GST





Support & Resources Portal Access

- For assistance or queries, please utilize the 'Help', 'FAQ', or 'Contact Us' sections available on the GSTAT e-Filing portal.
- Utilize the "Forgot User ID / Password" and "Unlock Account" features on the login page, if needed.

Goods and Services Tax Appellate Tribunal (GSTAT), Government of India